



**PROGRAMMA
LEGNO E ALLUMINIO**

WOOD AND ALUMINIUM
PROGRAM

10A



PROGRAMMA LEGNO E ALLUMINIO

WOOD AND ALUMINIUM PROGRAM



MANDRINI PORTAPINZE
ER TOOLHOLDERS




MANDRINI PORTAFRESE TCL
TCL END MILL HOLDERS

10A

Portapinzine con ghiere STANDARD

ER toolholders STANDARD nut


WD30C
ROTAZIONE DESTRA

CODICE	FAM	CAP	RPM	FL	H	A	EUR
WD30C.H60.ERC32RH	1	2 ÷ 22	20.000	46	60	50	
WD30C.H65.ERC40RH		3 ÷ 30					


WD30C
ROTAZIONE SINISTRA

CODICE	FAM	CAP	RPM	FL	H	A	EUR
WD30C.H60.ERC32LH	1	2 ÷ 22	20.000	46	60	50	
WD30C.H65.ERC40LH		3 ÷ 30					

* Flangia 46 mm

Mandrini portafrese TCL30

TCL30 end mill holders


TCL30 - Ø EJE 30

CODICE	FAM	COD	RPM	FL	H1	D	H	D1	EUR
TCL30.D30x80.FL46	12	MND3048	24.000	46	35	30	80	45	
TCL30.D30x100.FL46		MND2978					100		
TCL30.D30x150.FL46		MND3051					150		


TCL30 - Ø EJE 35

CODICE	FAM	COD	RPM	FL	H1	D	H	D1	EUR
TCL30.D35x80.FL46	12	MND3147	24.000	46	35	35	80	50	
TCL30.D35x100.FL46		MND3148					100		
TCL30.D35x150.FL46		MND0352					150		

* Flangia 46 mm

Portapinzine con ghiere STANDARD

ER toolholders STANDARD nut


WD30
ROTAZIONE DESTRA

CODICE	FAM	CAP	RPM	FL	H	A	EUR
WD30.H50.ERC32RH	1	2 ÷ 22	20.000	50	50	50	
WD30.H67.ERC32RH		2 ÷ 22			67		
WD30.H57.ERC40RH		3 ÷ 30			57		63


WD30
ROTAZIONE SINISTRA

CODICE	FAM	CAP	RPM	FL	H	A	EUR
WD30.H50.ERC32LH	1	2 ÷ 22	20.000	50	50	50	
WD30.H67.ERC32LH		2 ÷ 22			67		
WD30.H57.ERC40LH		3 ÷ 30			57		63

* Flangia 50 mm

Mandrini portafrese TCL30

TCL30 end mill holders


TCL30 - Ø EJE 30

CODICE	FAM	COD	RPM	FL	H1	D	H	D1	EUR
TCL30.D30x80.FL50	12	MND0254	24.000	50	35	30	80	45	
TCL30.D30x100.FL50		MND2967					100		
TCL30.D30x150.FL50		MND3052					150		


TCL30 - Ø EJE 35

CODICE	FAM	COD	RPM	FL	H1	D	H	D1	EUR
TCL30.D35x80.FL50	12	MND3135	24.000	50	35	35	80	48	
TCL30.D35x100.FL50		MND3136					100		
TCL30.D35x150.FL50		MND0264					150		

* Flangia 50 mm

Portapinzine con ghiere STANDARD

ER toolholders STANDARD nut



WD30U


ROTAZIONE DESTRA - SINISTRA

CODICE	FAM	CAP	RPM	FL	H	A	EUR
WD30U.H63.ERC32RH	1	2 ÷ 22	20.000	58	63	50	
WD30U.H50.ERC32LH							

* Flangia 58 mm

Mandrii portafrese TCL30

TCL30 end mill holders



TCL30 - Ø EJE 30

CODICE	FAM	COD	RPM	FL	H1	D	H	D1	EUR
TCL30.D30x80.FL58	12	MND3138	24.000	58	35	30	80	45	
TCL30.D30x100.FL58		MND3139					100		
TCL30.D30x150.FL58		MND3140					150		

TCL30 - Ø EJE 35

CODICE	FAM	COD	RPM	FL	H1	D	H	D1	EUR
TCL30.D35x80.FL58	12	MND3142	24.000	58	35	35	80	50	
TCL30.D35x100.FL58		MND3143					100		
TCL30.D35x150.FL58		MND3144					150		

* Flangia 58 mm