



**MANDRINI  
ATTACCO DIN/69871 -  
DOPPIO CONTATTO -  
ANSI B 5.50**

TOOLHOLDERS  
DIN/69871 - DUAL DRIVE -  
ANSI B 5.50

**7L**



# MANDRINI ATTACCO DIN/69871 - DOPPIO CONTATTO - ANSI B 5.50

TOOLHOLDERS DIN/69871 - DUAL DRIVE - ANSI B 5.50



**MANDRINI PORTAFRESE WELDON DOPPIO CONTATTO**  
DUAL DRIVE WELDON END MILL HOLDERS

**DOPPIO  
CONTATTO**



**MANDRINO PORTAFRESE FISSO**  
DUAL DRIVE SHELL END MILL HOLDERS

**DOPPIO  
CONTATTO**

**7L**




**MANDRINI A DOPPIO CONTATTO A CALETTAMENTO**  
DUAL DRIVE SHRINK FIT TOOLHOLDERS

**DOPPIO  
CONTATTO**

**Portafrese Weldon DIN/1835-B Doppio Contatto**

Dual drive end mill holders DIN 1835-B




**DOPPIO  
CONTATTO**

**DTCB40 / DTCB50**

CODICE	FAM	D	FORMA	H	A	EUR
DTCB40.H50.WE6	1	6	AD	50	25	
DTCB40.H50.WE8		8		50	28	
DTCB40.H50.WE10		10		50	35	
DTCB40.H50.WE12		12		50	42	
DTCB40.H63.WE16		16		63	45	
DTCB40.H63.WE20		20		63	52	
DTCB40.H100.WE25		25		100	65	
DTCB40.H100.WE32		32		100	72	
DTCB50.H63.WE6		6		63	25	
DTCB50.H63.WE8		8		63	28	
DTCB50.H63.WE10		10		63	35	
DTCB50.H63.WE12		12		63	42	
DTCB50.H63.WE16		16		63	48	
DTCB50.H63.WE20		20		63	52	
DTCB50.H80.WE25		25		80	65	
DTCB50.H100.WE32		32		100	72	
DTCB50.H112.WE40		40		112	90	
DTCB50.H130.WE50		50		130	100	

**Portafrese fisso DIN/69871 Doppio Contatto**

Dual drive shell end mill holders




**DOPPIO  
CONTATTO**

**DTCB40 / 50**

CODICE	FAM	D	FORMA	H	A	EUR
DTCB40.H35.D16S	1	16	AD	35	38	
DTCB40.H35.D22S		22		35	48	
DTCB40.H60.D27S		27		60	58	
DTCB40.H60.D32S		32		60	78	
DTCB40.H60.D40S		40		60	88	
DTCB50.H35.D16S		16		35	38	
DTCB50.H35.D22S		22		35	48	
DTCB50.H35.D27S		27		35	58	
DTCB50.H35.D32S		32		35	78	
DTCB50.H50.D40S		40		50	88	

**Mandrina Doppio Contatto a Calettamento Termico (4,5°) Doppio Contatto**  
Dual drive shrink fit toolholder (4,5°)



**DTCB40 / 50**

**BILANCIATO G2,5 RPM25000**  
BALANCED G2,5 RPM25000

<b>CODICE</b>	<b>FAM</b>	<b>SF</b>	<b>FORMA</b>	<b>H</b>	<b>EUR</b>
DTCB40.H80.SF3	1	SF3	AD+B	80	
DTCB40.H80.SF4		SF4		80	
DTCB40.H80.SF5		SF5		80	
DTCB40.H80.SF6		SF6		80	
DTCB40.H80.SF8		SF8		80	
DTCB40.H80.SF10		SF10		80	
DTCB40.H80.SF12		SF12		80	
DTCB40.H80.SF14		SF14		80	
DTCB40.H80.SF16		SF16		80	
DTCB40.H80.SF18		SF18		80	
DTCB40.H80.SF20		SF20		80	
DTCB40.H100.SF25		SF25		100	
DTCB40.H100.SF32		SF32		100	
DTCB50.H80.SF3		SF3		80	
DTCB50.H80.SF4		SF4		80	
DTCB50.H80.SF5		SF5		80	
DTCB50.H80.SF6		SF6		80	
DTCB50.H80.SF8		SF8		80	
DTCB50.H80.SF10		SF10		80	
DTCB50.H80.SF12		SF12		80	
DTCB50.H80.SF14		SF14		80	
DTCB50.H80.SF16		SF16		80	
DTCB50.H80.SF18		SF18		80	
DTCB50.H80.SF20		SF20		80	
DTCB50.H100.SF25		SF25		100	
DTCB50.H100.SF32		SF32		100	