



**MANDRINI
ATTACCO DIN/69871 -
DOPPIO CONTATTO -
ANSI B 5.50**

TOOLHOLDERS
DIN/69871 - DUAL DRIVE -
ANSI B 5.50

7K



MANDRINI ATTACCO DIN/69871 - DOPPIO CONTATTO - ANSI B 5.50

TOOLHOLDERS DIN/69871 - DUAL DRIVE - ANSI B 5.50




MANDRINI PORTAPINZE DOPPIO CONTATTO
DUAL DRIVE ER TOOLHOLDERS

7K

Mandrini a doppio contatto
Dual drive spindle

Forma
AD+B = TCB


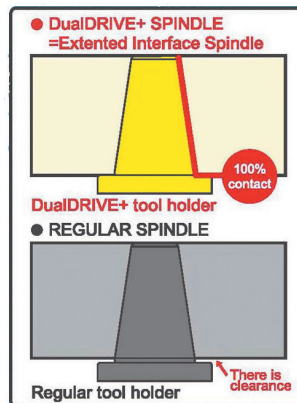
Forma
AD = TC



**DOPPIO
CONTATTO**




CONO TAPER	FORMA FORM
DCTCB40	AD
DCTCB50	AD



Portapinzze ER con ghiere STANDARD Doppio Contatto


Dual drive er tapholders standard nut


**DOPPIO
 CONTATTO**
DTCB40 / 50

CODICE	FAM	CAP	RPM	FORMA	H	A	EUR			
DTCB40.H70.ERC16	1	1 ÷ 10	12.000	AD+B	70	28				
DTCB40.H100.ERC16		100								
DTCB40.H70.ERC20		1 ÷ 14			70	34				
DTCB40.H100.ERC20					100					
DTCB40.H70.ERC25		1 ÷ 20			70	42				
DTCB40.H100.ERC25					100					
DTCB40.H70.ERC32		2 ÷ 22			70	50				
DTCB40.H100.ERC32					100					
DTCB40.H70.ERC40		3 ÷ 30			70	63				
DTCB40.H100.ERC40					100					
DTCB50.H80.ERC16		1			1 ÷ 10	12.000	AD+B	80	28	
DTCB50.H100.ERC16					100					
DTCB50.H80.ERC20					1 ÷ 14			80	34	
DTCB50.H100.ERC20								100		
DTCB50.H80.ERC25					1 ÷ 20			80	42	
DTCB50.H100.ERC25								100		
DTCB50.H80.ERC32					2 ÷ 22			80	50	
DTCB50.H130.ERC32								130		
DTCB50.H160.ERC32								160		
DTCB50.H200.ERC32								200		
DTCB50.H80.ERC40	3 ÷ 30		80	63						
DTCB50.H100.ERC40			100							
DTCB50.H130.ERC40			130							

Portapinzze ER con ghiere MINI Doppio Contatto

Dual drive er tapholders mini nut


**DOPPIO
 CONTATTO**
DTCB40 / 50

CODICE	FAM	CAP	RPM	FORMA	H	A	EUR
DTCB40.H100.ERC11M	1	1 ÷ 7	12.000	AD+B	100	16	
DTCB40.H100.ERC16M		1 ÷ 10				22	
DTCB40.H100.ERC20M		1 ÷ 14				28	
DTCB50.H100.ERC11M		1 ÷ 7	12.000	AD	100	16	
DTCB50.H100.ERC16M		1 ÷ 10				22	
DTCB50.H100.ERC20M		1 ÷ 14				28	