



**MANDRINI
ATTACCO DIN/69871 -
DOPPIO CONTATTO -
ANSI B 5.50**

TOOLHOLDERS
DIN/69871 - DUAL DRIVE -
ANSI B 5.50

7G



MANDRINI ATTACCO DIN/69871 - DOPPIO CONTATTO - ANSI B 5.50

TOOLHOLDERS DIN/69871 - DUAL DRIVE - ANSI B 5.50




MANDRINI PORTAFRESE WELDON
WELDON END MILL HOLDERS

7G

Portafrese Weldon DIN/1835-B


End mill holders for DIN/1835-B


TC30

CODICE	FAM	D	FORMA	H	A	EUR
TC30.H50.WE6	1	6	AD	50	25	
TC30.H50.WE8		8		50	28	
TC30.H50.WE10		10		50	35	
TC30.H50.WE12		12		50	42	
TC30.H50.WE14		14		50	44	
TC30.H63.WE16		16		63	48	
TC30.H63.WE18		18		63	50	
TC30.H63.WE20		20		63	52	
TC30.H100.WE20		20		100	65	

Portafrese Weldon DIN/1835-B con passaggio del refrigerante

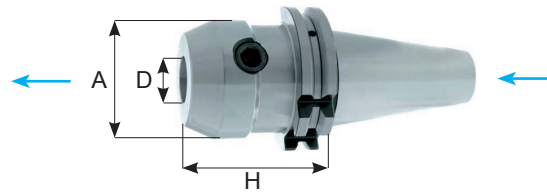
Coolant end mill holders for DIN/1835-B


TCB40

CODICE	FAM	D	FORMA	H	A	EUR
TCB40.H50.WE6	1-11	6	AD+B	50	25	
TCB40.H100.WE6				100		
TCB40.H130.WE6				130		
TCB40.H160.WE6				160		
TCB40.H200.WE6				200		
TCB40.H50.WE8				8		50
TCB40.H100.WE8		100				
TCB40.H130.WE8		130				
TCB40.H160.WE8		160				
TCB40.H200.WE8		200				
TCB40.H50.WE10		10			63	35
TCB40.H100.WE10				100		
TCB40.H130.WE10	130					
TCB40.H160.WE10	160					
TCB40.H200.WE10	200					

DISPONIBILI IN ALTRE MISURE, CONTATTA IL COMMERCIALE PER MAGGIORI DETTAGLI.
 AVAILABLE IN OTHERS MEASURES, CALL YOUR DEALER FOR MORE DETAILS.


Portafrese Weldon DIN/1835-B con passaggio del refrigerante
 Coolant end mill holders for DIN/1835-B


TCB40

CODICE	FAM	D	FORMA	H	A	EUR	
TCB40.H50.WE12	1	12	AD+B	50	42		
TCB40.H100.WE12				100			
TCB40.H130.WE12				130			
TCB40.H160.WE12				160			
TCB40.H200.WE12		200					
TCB40.H50.WE14		14		14	50	44	
TCB40.H100.WE14					100		
TCB40.H130.WE14					130		
TCB40.H160.WE14					160		
TCB40.H200.WE14		200					
TCB40.H63.WE16		16		16	63	48	
TCB40.H100.WE16					100		
TCB40.H130.WE16					130		
TCB40.H160.WE16					160		
TCB40.H200.WE16		200					
TCB40.H63.WE18		18		18	63	50	
TCB40.H100.WE18					100		
TCB40.H130.WE18					130		
TCB40.H160.WE18					160		
TCB40.H200.WE18		200					
TCB40.H63.WE20		20		20	63	52	
TCB40.H100.WE20					100		
TCB40.H130.WE20					130		
TCB40.H160.WE20					160		
TCB40.H200.WE20		200					
TCB40.H100.WE25		25		25	100	65	
TCB40.H130.WE25					130		
TCB40.H160.WE25					160		
TCB40.H100.WE32		32		32	100	72	
TCB40.H130.WE32					130		
TCB40.H160.WE32					160		
TCB40.H120.WE40		40			120	80	

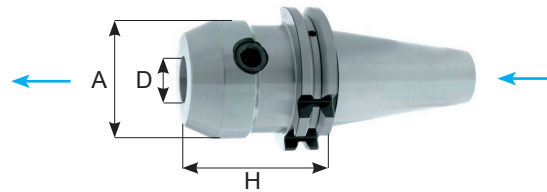
Portafrese Weldon DIN/1835-B

End mill holders for DIN/1835-B



TCB50

CODICE	FAM	D	FORMA	H	A	EUR
TCB50.H63.WE6	1	6	AD+B	63	25	
TCB50.H100.WE6				100		
TCB50.H130.WE6				130		
TCB50.H160.WE6				160		
TCB50.H200.WE6				200		
TCB50.H63.WE8		8		63	28	
TCB50.H100.WE8				100		
TCB50.H130.WE8				130		
TCB50.H160.WE8				160		
TCB50.H200.WE8				200		
TCB50.H63.WE10		10		63	35	
TCB50.H100.WE10				100		
TCB50.H130.WE10				130		
TCB50.H160.WE10				160		
TCB50.H200.WE10				200		
TCB50.H63.WE12		12		63	42	
TCB50.H100.WE12				100		
TCB50.H130.WE12				130		
TCB50.H160.WE12				160		
TCB50.H200.WE12				200		
TCB50.H63.WE14	14	63	44			
TCB50.H100.WE14		100				
TCB50.H130.WE14		130				
TCB50.H160.WE14		160				
TCB50.H200.WE14		200				
TCB50.H63.WE16	16	63	48			
TCB50.H100.WE16		100				
TCB50.H130.WE16		130				
TCB50.H160.WE16		160				
TCB50.H200.WE16		200				


Portafrese Weldon DIN/1835-B con passaggio del refrigerante
 Coolant end mill holders DIN/1835-B

TCB50

CODICE	FAM	D	FORMA	H	A	EUR
TCB50.H63.WE18	1	18	AD+B	63	50	
TCB50.H100.WE18				100		
TCB50.H130.WE18				130		
TCB50.H160.WE18				160		
TCB50.H200.WE18				200		
TCB50.H63.WE20		20		63	52	
TCB50.H100.WE20				100		
TCB50.H130.WE20				130		
TCB50.H160.WE20				160		
TCB50.H200.WE20				200		
TCB50.H250.WE20		25		250	65	
TCB50.H80.WE25				80		
TCB50.H100.WE25				100		
TCB50.H130.WE25				130		
TCB50.H160.WE25				160		
TCB50.H200.WE25		32		200	72	
TCB50.H250.WE25				250		
TCB50.H100.WE32				100		
TCB50.H130.WE32				130		
TCB50.H160.WE32				160		
TCB50.H200.WE32		40		200	80	
TCB50.H250.WE32				250		
TCB50.H112.WE40				112		
TCB50.H130.WE40				130		
TCB50.H160.WE40				160		
TCB50.H200.WE40		50		200	100	
TCB50.H130.WE50				130		

DISPONIBILI IN ALTRE MISURE, CONTATTA IL COMMERCIALE PER MAGGIORI DETTAGLI.
 AVAILABLE IN OTHERS MEASURES, CALL YOUR DEALER FOR MORE DETAILS.

Portafrese Weldon extra corto DIN/1835-B

Short end mill holders DIN/1835-B




TC30

CODICE	FAM	D	FORMA	H	A	EUR
TC30.H35.WE16	1	16	AD	35	25	
TC30.H35.WE20		20		35	28	

Portafrese Weldon extra corto DIN/1835-B con passaggio del refrigerante

Short coolant end mill holders DIN/1835-B




TCB40 / 50

CODICE	FAM	D	FORMA	H	A	EUR
TCB40.H35.WE16	1	16	AD+B	35	44	
TCB40.H35.WE20		20		35	44	
TCB40.H35.WE25		25		35	44	
TCB40.H60.WE25		25		60	49	
TCB40.H40.WE32		32		40	44	
TCB40.H70.WE32		32		70	72	
TCB50.H35.WE16		16		35	70	
TCB50.H35.WE20		20		35	70	
TCB50.H35.WE25		25		35	70	
TCB50.H35.WE32		32		35	70	
TCB50.H35.WE40		40		35	70	

DISPONIBILI IN ALTRE MISURE, CONTATTA IL COMMERCIALE PER MAGGIORI DETTAGLI.
AVAILABLE IN OTHERS MEASURES, CALL YOUR DEALER FOR MORE DETAILS.


Portafrese Weldon con passaggio del refrigerante

Coolant end mill holders


TCB40 / 50

CODICE	FAM	D	FORMA	H	A	EUR
TCB40.H65.WE6C	1	6	AD+B	65	25	
TCB40.H65.WE8C		8		65	28	
TCB40.H65.WE10C		10		65	35	
TCB40.H65.WE12C		12		65	42	
TCB40.H65.WE14C		14		65	44	
TCB40.H65.WE16C		16		65	48	
TCB40.H65.WE18C		18		65	50	
TCB40.H65.WE20C		20		65	52	
TCB40.H100.WE25C		25		100	65	
TCB40.H100.WE32C		32		100	72	
TCB50.H63.WE6C		6		63	25	
TCB50.H63.WE8C		8		63	28	
TCB50.H63.WE10C		10		63	35	
TCB50.H63.WE12C		12		63	42	
TCB50.H63.WE14C		14		63	44	
TCB50.H63.WE16C		16		63	48	
TCB50.H63.WE18C		18		63	50	
TCB50.H63.WE20C		20		63	52	
TCB50.H100.WE25C		25		100	65	
TCB50.H100.WE32C		32		100	72	
TCB50.H100.WE40C	40	100	80			

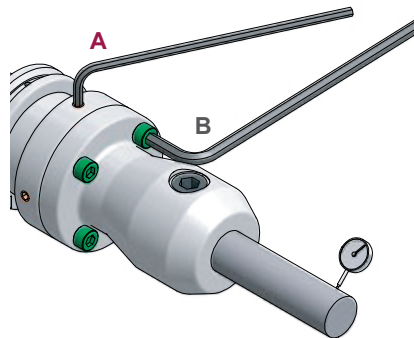
Portafrese Weldon con regolazione radiale e passaggio del refrigerante
Radial adjustable coolant end mill holders



TCB40 / 50


CODICE	FAM	D	FORMA	H	A	EUR
TCB40.H100.WE6RG	1	6	AD+B	100	25	
TCB40.H100.WE8RG		8		100	28	
TCB40.H100.WE10RG		10		100	35	
TCB40.H110.WE12RG		12		110	40	
TCB40.H110.WE14RG		14		110	40	
TCB40.H130.WE16RG		16		130	48	
TCB40.H130.WE18RG		18		130	48	
TCB40.H135.WE20RG		20		135	52	
TCB50.H110.WE12RG		12		110	40	
TCB50.H110.WE14RG		14		110	40	
TCB50.H130.WE16RG		16		130	48	
TCB50.H130.WE18RG		18		130	48	
TCB50.H135.WE20RG		20		135	52	

Centratura regolabile 0,1mm
Adjustable runout 0,1mm




Allentare le viti **B** e regolare la centratura tramite le viti **A**.
Loosen screws **B** and use screws **A** for radial adjustment.

DISPONIBILI IN ALTRE MISURE, CONTATTA IL COMMERCIALE PER MAGGIORI DETTAGLI.
AVAILABLE IN OTHERS MEASURES, CALL YOUR DEALER FOR MORE DETAILS.

Portafrese Weldon Whistle-Notch con passaggio del refrigerante
 Coolant Whistle-Notch end mill holders

TCB40 / 50

CODICE	FAM	D	FORMA	H	A	EUR
TCB40.H50.WHN6	1	6	AD+B	50	25	
TCB40.H50.WHN8		8		50	28	
TCB40.H50.WHN10		10		50	35	
TCB40.H50.WHN12		12		50	42	
TCB40.H50.WHN14		14		50	44	
TCB40.H63.WHN16		16		63	48	
TCB40.H63.WHN18		18		63	50	
TCB40.H63.WHN20		20		63	52	
TCB40.H100.WHN25		25		100	65	
TCB40.H100.WHN32		32		100	72	
TCB50.H63.WHN6		6		63	25	
TCB50.H63.WHN8		8		63	28	
TCB50.H63.WHN10		10		63	35	
TCB50.H63.WHN12		12		63	42	
TCB50.H63.WHN14		14		63	44	
TCB50.H63.WHN16		16		63	48	
TCB50.H63.WHN18		18		63	50	
TCB50.H63.WHN20		20		63	52	
TCB50.H80.WHN25		25		80	65	
TCB50.H100.WHN32		32		100	72	
TCB50.H112.WHN40	40	112	80			

Mandrini riduzioni per DIN/6327
 Reduction spindles DIN/6327

TC40 / 50

CODICE	FAM	TR	H	A	EUR
TC40.H80.TR20	1	20	80	32	
TC50.H100.TR28		28	100	40	
TC50.H100.TR36		36	100	50	
TC50.H105.TR48		48	105	67	