



**MANDRINI
ATTACCO MAS403/BT
E DOPPIO CONTATTO**

TOOLHOLDERS BT/MAS403
AND DUAL DRIVE

6N



MANDRINI ATTACCO MAS403/BT E DOPPIO CONTATTO

TOOLHOLDERS BT/MAS403 AND DUAL DRIVE



MANDRINI PORTAFRESE FISSO DOPPIO CONTATTO
DUAL DRIVE SHELL END MILL HOLDERS

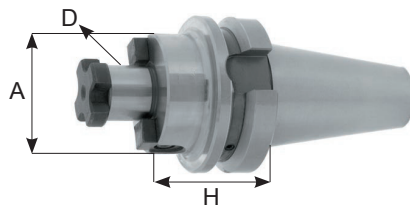


MANDRINI A DOPPIO CONTATTO A CALETTAMENTO TERMICO (4,5°)
DUAL DRIVE SHRINK FIT TOOL HOLDER 4,5°

6N

Portafrese fisso Doppio Contatto

Dual drive shell end mill holders




**DOPPIO
CONTATTO**

DBT30 / DBTC40 / 50

CODICE	FAM	D	FORMA	H	A	EUR
DBT30.H45.D16S	1	16	AD	45	48	
DBT30.H45.D22S		22				
DBT30.H45.D27S		27				
DBT30.H45.D32S		32				
DBTB40.H45.D22S		22		45	48	
DBTB40.H45.D27S		27		45	60	
DBTB40.H60.D27S		27		60	60	
DBTB40.H60.D32S		32		60	78	
DBTB40.H60.D40S		40		60	80	
DBTB50.H50.D16S		16		50	38	
DBTB50.H55.D22S		22		55	48	
DBTB50.H55.D27S		27			58	
DBTB50.H55.D32S		32			78	
DBTB50.H55.D40S		40			88	

Mandrini a calettamento (4,5°) Doppio Contatto

Dual drive shrink fit holders (4,5°)



**DOPPIO
CONTATTO**


DCBT30 / 40

BILANCIATO G2,5 RPM25000
BILANCED G2,5 RPM25000

CODICE	FAM	SF	FORMA	H	EUR
DCBT30.H80.SF6	5	SF6	AD	80	
DCBT30.H80.SF8		SF8		80	
DCBT30.H80.SF10		SF10		80	
DCBT30.H80.SF12		SF12		80	
DCBT30.H80.SF14		SF14		80	
DCBT30.H80.SF16		SF16		80	
DCBT30.H80.SF18		SF18		80	
DCBT30.H80.SF20		SF20		80	
DCBT40.H90.SF3	5	SF3	AD	90	
DCBT40.H120.SF3		SF3		120	
DCBT40.H160.SF3		SF3		160	
DCBT40.H90.SF4		SF4		90	
DCBT40.H120.SF4		SF4		120	
DCBT40.H160.SF4		SF4		160	
DCBT40.H90.SF5		SF5		90	
DCBT40.H120.SF5		SF5		120	
DCBT40.H160.SF5		SF5		160	
DCBT40.H90.SF6		SF6		90	
DCBT40.H120.SF6		SF6		120	
DCBT40.H160.SF6		SF6		160	
DCBT40.H90.SF8		SF8		90	
DCBT40.H120.SF8		SF8		120	
DCBT40.H160.SF8		SF8		160	
DCBT40.H90.SF10		SF10		90	
DCBT40.H120.SF10		SF10		120	
DCBT40.H160.SF10		SF10		160	
DCBT40.H90.SF12		SF12		90	
DCBT40.H120.SF12		SF12		120	
DCBT40.H160.SF12		SF12		160	
DCBT40.H90.SF14		SF14		90	
DCBT40.H120.SF14		SF14		120	
DCBT40.H160.SF14		SF14		160	
DCBT40.H90.SF16		SF16		90	
DCBT40.H120.SF16		SF16		120	
DCBT40.H160.SF16		SF16		160	
DCBT40.H90.SF18		SF18		90	
DCBT40.H120.SF18		SF18		120	
DCBT40.H160.SF18		SF18		160	
DCBT40.H90.SF20		SF20		90	
DCBT40.H120.SF20		SF20		120	
DCBT40.H160.SF20	SF20	160			
DCBT40.H100.SF25	SF25	100			
DCBT40.H120.SF25	SF25	120			
DCBT40.H160.SF25	SF25	160			
DCBT40.H100.SF32	SF32	100			

Mandrini a calettamento (4,5°) Doppio Contatto

Dual drive shrink fit holders (4,5°)


**DOPPIO
 CONTATTO**
DCBT50
BILANCIATO G2,5 RPM25000
 BILANCED G2,5 RPM25000

CODICE	FAM	SF	FORMA	H	EUR
DCBT50.H100.SF3	5	SF3	AD	100	
DCBT50.H120.SF3		SF3		120	
DCBT50.H160.SF3		SF3		160	
DCBT50.H100.SF4		SF4		100	
DCBT50.H120.SF4		SF4		120	
DCBT50.H160.SF4		SF4		160	
DCBT50.H100.SF5		SF5		100	
DCBT50.H120.SF5		SF5		120	
DCBT50.H160.SF5		SF5		160	
DCBT50.H100.SF6		SF6		100	
DCBT50.H120.SF6		SF6		120	
DCBT50.H160.SF6		SF6		160	
DCBT50.H100.SF8		SF8		100	
DCBT50.H120.SF8		SF8		120	
DCBT50.H160.SF8		SF8		160	
DCBT50.H100.SF10		SF10		100	
DCBT50.H120.SF10		SF10		120	
DCBT50.H160.SF10		SF10		160	
DCBT50.H100.SF12		SF12		100	
DCBT50.H120.SF12		SF12		120	
DCBT50.H160.SF12		SF12		160	
DCBT50.H100.SF14		SF14		100	
DCBT50.H120.SF14		SF14		120	
DCBT50.H160.SF14		SF14		160	
DCBT50.H100.SF16		SF16		100	
DCBT50.H120.SF16		SF16		120	
DCBT50.H160.SF16		SF16		160	
DCBT50.H100.SF18		SF18		100	
DCBT50.H120.SF18		SF18		120	
DCBT50.H160.SF18		SF18		160	
DCBT50.H100.SF20		SF20		100	
DCBT50.H120.SF20		SF20		120	
DCBT50.H160.SF20	SF20	160			
DCBT50.H110.SF25	SF25	110			
DCBT50.H120.SF25	SF25	120			
DCBT50.H160.SF25	SF25	160			
DCBT50.H110.SF32	SF32	110			
DCBT50.H120.SF32	SF32	120			
DCBT50.H160.SF32	SF32	160			