



**MANDRINI
ATTACCO MAS403/BT
E DOPPIO CONTATTO**

TOOLHOLDERS BT/MAS403
AND DUAL DRIVE

61



MANDRINI ATTACCO MAS403/BT E DOPPIO CONTATTO


TOOLHOLDERS BT/MAS403 AND DUAL DRIVE



MANDRINI PORTRAFRESE COMBINATO
COMBI SHELL END MILL HOLDERS

61


Portafrese combinato
Combi shell end mill holders



BT30 / 40

CODICE	FAM	D	FORMA	H	EUR
BT30.H43.D16C	1	16	AD	43	
BT30.H50.D22C		22		50	
BT30.H50.D27C		27		50	
BT30.H60.D32C		32		60	
BT40.H55.D16C		16		55	
BT40.H100.D16C		16		100	
BT40.H130.D16C		16		130	
BT40.H160.D16C		16		160	
BT40.H55.D22C		22		55	
BT40.H100.D22C		22		100	
BT40.H130.D22C		22		130	
BT40.H160.D22C		22		160	
BT40.H55.D27C		27		55	
BT40.H100.D27C		27		100	
BT40.H130.D27C		27		130	
BT40.H160.D27C		27		160	
BT40.H60.D32C		32		60	
BT40.H100.D32C		32		100	
BT40.H130.D32C		32		130	
BT40.H160.D32C		32		160	
BT40.H60.D40C		40		60	
BT40.H100.D40C		40		100	
BT40.H130.D40C		40		130	
BT40.H160.D40C		40		160	


Portafrese combinato
Combi shell end mill holders



BT50

CODICE	FAM	D	FORMA	H	EUR
BT50.H70.D16C	1	16	AD	70	
BT50.H100.D16C				100	
BT50.H130.D16C				130	
BT50.H70.D22C				22	70
BT50.H100.D22C		100			
BT50.H130.D22C		130			
BT50.H160.D22C		27		160	
BT50.H70.D27C				70	
BT50.H100.D27C				100	
BT50.H130.D27C				130	
BT50.H160.D27C		32		160	
BT50.H70.D32C				70	
BT50.H100.D32C				100	
BT50.H130.D32C				130	
BT50.H160.D32C		40		160	
BT50.H70.D40C				70	
BT50.H100.D40C				100	
BT50.H130.D40C				130	
BT50.H160.D40C				160	

Portafrese fisso con diametro maggiorato
Face mill holders



BT40 / 50

CODICE	FAM	D	FORMA	H	EUR
BTB40.H60.D40FM	12	40	AD+B	60	
BTB50.H70.D40FM		40	AD+B	70	
BTB50.H80.D60FM		60	AD+B	80	