



**MANDRINI
ATTACCO MAS403/BT
E DOPPIO CONTATTO**

TOOLHOLDERS BT/MAS403
AND DUAL DRIVE

6H



MANDRINI ATTACCO MAS403/BT E DOPPIO CONTATTO

TOOLHOLDERS BT/MAS403 AND DUAL DRIVE




MANDRINI PORTAFRESE WELDON
END MILL HOLDERS FOR WELDON

6H


Portafrese Weldon DIN/1835-B

End mill holders for DIN/1835-B


BT30

CODICE	FAM	D	FORMA	H	A	EUR
BT30.H50.WE6	1	6	AD	50	25	
BT30.H100.WE6				100		
BT30.H50.WE8		8		50	28	
BT30.H100.WE8				100		
BT30.H50.WE10		10		50	35	
BT30.H100.WE10				100		
BT30.H50.WE12		12		50	42	
BT30.H100.WE12				100		
BT30.H100.WE14		14		100	44	
BT30.H63.WE16		16		63	48	
BT30.H100.WE16				100		
BT30.H63.WE18		18		63	50	
BT30.H100.WE18				100		
BT30.H63.WE20		20		63	52	
BT30.H100.WE20				100		

Portafrese Weldon DIN/1835-B con passaggio del refrigerante
Coolant end mill holders DIN/1835-B




BTB40

CODICE	FAM	D	FORMA	H	A	EUR	
BTB40.H50.WE6	1	6	AD+B	50	25		
BTB40.H100.WE6				100			
BTB40.H130.WE6				130			
BTB40.H160.WE6				160			
BTB40.H50.WE8		8		50	28		
BTB40.H100.WE8				100			
BTB40.H130.WE8				130			
BTB40.H160.WE8				160			
BTB40.H63.WE10		10		63	35		
BTB40.H100.WE10				100			
BTB40.H130.WE10				130			
BTB40.H160.WE10				160			
BTB40.H63.WE12		12		63	42		
BTB40.H100.WE12				100			
BTB40.H130.WE12				130			
BTB40.H160.WE12				160			
BTB40.H63.WE14		14		63	44		
BTB40.H100.WE14				100			
BTB40.H130.WE14				130			
BTB40.H160.WE14				160			
BTB40.H63.WE16		16		63	48		
BTB40.H100.WE16				100			
BTB40.H130.WE16				130			
BTB40.H160.WE16				160			
BTB40.H200.WE16				200			
BTB40.H63.WE18		18		63	50		
BTB40.H100.WE18				100			
BTB40.H130.WE18				130			
BTB40.H160.WE18				160			
BTB40.H200.WE18				200			
BTB40.H63.WE20		20		63	52		
BTB40.H100.WE20				100			
BTB40.H130.WE20				130			
BTB40.H160.WE20				160			
BTB40.H200.WE20				200			
BTB40.H90.WE25		25			90	65	
BTB40.H130.WE25					130		
BTB40.H160.WE25					160		
BTB40.H200.WE25					200		
BTB40.H100.WE32		32			100	72	
BTB40.H130.WE32			130				
BTB40.H160.WE32			160				
BTB40.H200.WE32			200				
BTB40.H120.WE40	40		120	80			

DISPONIBILI IN ALTRE MISURE, CONTATTA IL COMMERCIALE PER MAGGIORI DETTAGLI
AVAILABLE IN OTHERS MEASURES CALL YOUR DEALER FOR MORE DETAILS


Portafrese Weldon DIN/1835-B con passaggio del refrigerante
Coolant end mill holders DIN/1835-B



BTB50

CODICE	FAM	D	FORMA	H	A	EUR	
BTB50.H63.WE6	1	6	AD+B	63	25		
BTB50.H100.WE6				100			
BTB50.H130.WE6				130			
BTB50.H160.WE6				160			
BTB50.H200.WE6				200			
BTB50.H63.WE8		8		8	63	28	
BTB50.H100.WE8					100		
BTB50.H130.WE8					130		
BTB50.H160.WE8					160		
BTB50.H200.WE8					200		
BTB50.H80.WE10		10		10	80	35	
BTB50.H100.WE10					100		
BTB50.H130.WE10					130		
BTB50.H160.WE10					160		
BTB50.H200.WE10					200		
BTB50.H80.WE12		12		12	80	42	
BTB50.H100.WE12					100		
BTB50.H130.WE12					130		
BTB50.H160.WE12					160		
BTB50.H200.WE12					200		
BTB50.H80.WE14	14	14	80	44			
BTB50.H100.WE14			100				
BTB50.H130.WE14			130				
BTB50.H160.WE14			160				
BTB50.H200.WE14			200				
BTB50.H80.WE16	16	16	80	48			
BTB50.H100.WE16			100				
BTB50.H130.WE16			130				
BTB50.H160.WE16			160				
BTB50.H200.WE16			200				


Portafrese Weldon DIN/1835-B con passaggio del refrigerante
 Coolant end mill holders DIN/1835-B


BTB50

CODICE	FAM	D	FORMA	H	A	EUR	
BTB50.H80.WE18	1	18	AD+B	80	50		
BTB50.H100.WE18				100			
BTB50.H130.WE18				130			
BTB50.H160.WE18				160			
BTB50.H200.WE18				200			
BTB50.H80.WE20		20		20	80	52	
BTB50.H100.WE20					100		
BTB50.H130.WE20					130		
BTB50.H160.WE20					160		
BTB50.H200.WE20					200		
BTB50.H100.WE25		25		25	100	65	
BTB50.H130.WE25					130		
BTB50.H160.WE25					160		
BTB50.H200.WE25					200		
BTB50.H250.WE25					250		AD
BTB50.H105.WE32		32		32	105	72	
BTB50.H130.WE32					130		AD+B
BTB50.H160.WE32					160		
BTB50.H200.WE32					200		
BTB50.H250.WE32					250		AD
BTB50.H120.WE40		40		40	120	80	
BTB50.H160.WE40					160		AD+B
BTB50.H200.WE40					200		
BTB50.H125.WE50					125		

Portafrese Weldon extra corto DIN/1835-B


Short end mill holders DIN/1835-B


BT30

CODICE	FAM	D	FORMA	H	A	EUR
BT30.H32.WE6	1-12	6	AD	32	25	
BT30.H32.WE8		8		32	28	
BT30.H32.WE10		10		32	35	
BT30.H32.WE12		12		32	42	
BT30.H35.WE16		16		35	48	
BT30.H35.WE20		20		35	52	


Portafrese Weldon extra corto DIN/1835-B con passaggio del refrigerante

Short coolant end mill holders DIN/1835-B


BTB40 / 50

CODICE	FAM	D	FORMA	H	A	EUR	
BTB40.H35.WE16	1-12	16	AD+B	35	44		
BTB40.H35.WE20		20		35	44		
BTB40.H35.WE25		25		35	44		
BTB40.H60.WE25		25		60	49		
BTB40.H40.WE32		32		40	44		
BTB40.H70.WE32		32		70	72		
BTB50.H44.WE16		16		44	70		
BTB50.H44.WE20		20					
BTB50.H44.WE25		25					
BTB50.H44.WE32		32					
BTB50.H44.WE40	40						

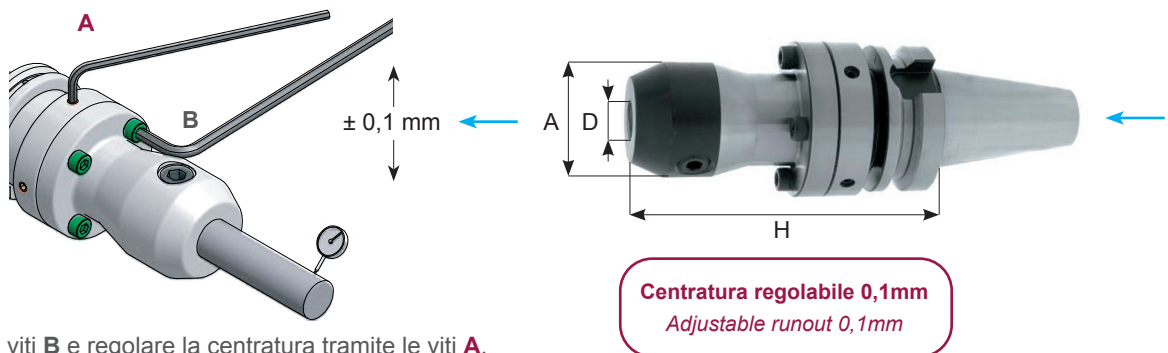
Portafrese Weldon con passaggio del refrigerante
Coolant end mill holders



BTB40

CODICE	FAM	D	FORMA	H	A	EUR
BTB40.H65.WE6C	1	6	AD+B	65	25	
BTB40.H65.WE8C		8		65	28	
BTB40.H65.WE10C		10		65	35	
BTB40.H65.WE12C		12		65	42	
BTB40.H65.WE14C		14		65	44	
BTB40.H65.WE16C		16		65	48	
BTB40.H65.WE18C		18		65	50	
BTB40.H65.WE20C		20		65	52	
BTB40.H100.WE25C		25		100	65	
BTB40.H100.WE32C		32		100	72	

Portafrese Weldon con regolazione radiale con passaggio del refrigerante
Radial adjustable coolant end mill holders




Allentare le viti **B** e regolare la centratura tramite le viti **A**.
Loosen screws **B** and use screws **A** for radial adjustment.

BTB40 / 50

CODICE	FAM	D	FORMA	H	A	EUR
BTB40.H100.WE6RG	1	6	AD+B	100	25	
BTB40.H100.WE8RG		8		100	28	
BTB40.H100.WE10RG		10		100	35	
BTB40.H110.WE12RG		12		110	40	
BTB40.H110.WE14RG		14		110	40	
BTB40.H130.WE16RG		16		130	48	
BTB40.H130.WE18RG		18		130	48	
BTB40.H135.WE20RG		20		135	52	
BTB50.H120.WE12RG		12		120	40	
BTB50.H120.WE14RG		14		120	40	
BTB50.H140.WE16RG		16		140	48	
BTB50.H140.WE18RG		18		140	48	
BTB50.H145.WE20RG		20		145	52	


Portafrese Weldon Whistle-Notch con passaggio del refrigerante
Coolant Whistle-Notch and mill holders



BTB40 / 50

CODICE	FAM	D	FORMA	H	A	EUR		
BTB40.H50.WHN6	1	6	AD+B	50	25			
BTB40.H50.WHN8		8		50	28			
BTB40.H63.WHN10		10		63	35			
BTB40.H63.WHN12		12		63	42			
BTB40.H63.WHN14		14		63	44			
BTB40.H63.WHN16		16		63	48			
BTB40.H63.WHN18		18		63	50			
BTB40.H63.WHN20		20		63	52			
BTB40.H90.WHN25		25		90	65			
BTB40.H100.WHN32		32		100	72			
BTB50.H63.WHN6		12		6	AD+B	63	25	
BTB50.H63.WHN8				8		63	28	
BTB50.H63.WHN10	10		63	35				
BTB50.H80.WHN12	12		80	42				
BTB50.H80.WHN14	14		80	44				
BTB50.H80.WHN16	16		80	48				
BTB50.H80.WHN18	18		80	50				
BTB50.H80.WHN20	20		80	52				
BTB50.H100.WHN25	25		100	65				
BTB50.H105.WHN32	32		105	72				
BTB50.H120.WHN40	40		120	80				

Mandrini riduzione per DIN/6327
Reduction spindles DIN/6327



BT40 / 50

CODICE	FAM	TR	H	A	EUR
BT40.H100.TR28	1	28	100	40	
BT40.H115.TR36		36	115	50	
BT50.H100.TR28		28	100	40	
BT50.H100.TR36		36	100	50	
BT50.H105.TR48		48	105	67	