



**MANDRINI ATTACCO
CONO MORSE DIN/228 E DIN/238**

MORSE TAPER COLLET CHUCKS
DIN/228 AND DIN/238

3C




MANDRINI ATTACCO CONO MORSE DIN/228 E DIN/238

MORSE TAPER COLLET CHUCKS
DIN/228 AND DIN/238




MANDRINI TRANSFER CONO MORSE
CONO MORSE TRANSFER TOOLHOLDERS

3C

Mandrini portamaschi cono morse
 Cono morse tapholders

TIPO - B

 Specificare \emptyset e \square del maschio


CODICE	CAP	$\emptyset - \square$	D	X	L	EUR
CM0-TL0-L37	M1 ÷ M10	2.5 - 7.2	15	14	37	
CM1-TL1-L46	M3 ÷ M12	4.5 - 11.3	17	19	46	
CM2-TL1-L50	M3 ÷ M12	4.5 - 11.3	17	19	50	
CM2-TL2-L72	M8 ÷ M20	7.0 - 18	30	31	72	
CM3-TL3-L72	M14 ÷ M33	7.0 - 18	30	31	72	

Mandrini rigidi cono morse con compensazione assiale in compressione
 Rigid cono morse tapholders with lenght axial compensation on compression

TIPO - B

CODICE	CAP	CM	X	D	L	C	EUR		
CM1B-TLC0-20	M1 ÷ M10	CM1	13	23	101	20			
CM1B-TLC0-30					121	30			
CM2B-TLC0-20		CM2			102	20			
CM2B-TLC0-30					122	30			
CM2B-TLC1-30	M3 ÷ M12	CM2	19	35	134	30			
CM2B-TLC1-40					154	40			
CM3B-TLC1-30		CM3			134	30			
CM3B-TLC1-40					154	40			
CM2B-TLC2-30	M8 ÷ M20	CM2	31	50	151	30			
CM2B-TLC2-40					171	40			
CM3B-TLC2-30		CM3			151	30			
CM3B-TLC2-40					171	40			
CM4B-TLC2-30	M14 ÷ M33	CM4	48	72	166	30			
CM4B-TLC2-40					186	40			
CM3B-TLC3-30		CM3			48	72	197	30	
CM3B-TLC3-40							217	40	
CM4B-TLC3-30	CM4	197	30						
CM4B-TLC3-40		217	40						
CM4B-TLC4-60	M22 ÷ M48	CM4	60	95	289	60			
CM5B-TLC4-60		CM5			290	60			

Mandrini rigidi con morse con compensazione assiale in trazione


Rigid cono morse tapholders with length axial compensation on traction


TIPO - B

CODICE	CAP	CM	X	D	L	T	EUR
CM1B-TLT0-20	M1 ÷ M10	CM1	13	23	81	20	
CM1B-TLT0-30					91	30	
CM2B-TLT0-20		CM2			82	20	
CM2B-TLT0-30	M3 ÷ M12	CM2	19	35	92	30	
CM2B-TLT1-30					104	30	
CM2B-TLT1-40		114			40		
CM3B-TLT1-30		CM3			104	30	
CM3B-TLT1-40		114			40		
CM2B-TLT2-30	M8 ÷ M20	CM2	31	50	128	30	
CM2B-TLT2-40		138			40		
CM3B-TLT2-30		CM3			128	30	
CM3B-TLT2-40		138			40		
CM4B-TLT2-30		CM4			129	30	
CM4B-TLT2-40		139			40		
CM3B-TLT3-30	M14 ÷ M33	CM3	48	72	174	30	
CM3B-TLT3-40					184	40	
CM4B-TLT3-30		CM4			175	30	
CM4B-TLT3-40		185			40		
CM4B-TLT4-60	M22 ÷ M48	CM4	60	95	229	60	
CM5B-TLT4-60		CM5			230	60	

Mandrini rigidi cono morse con compensazione assiale in compressione e trazione

Rigid cono morse tapholders with length compensation on compression/extension


TIPO - B

CODICE	CAP	CM	X	D	L	T	C	EUR
CM1B-TLTC0-20/10	M1 ÷ M10	CM1	13	23	111	10	20	
CM1B-TLTC0-15/15					106	15	15	
CM2B-TLTC0-20/10		CM2			112	10	20	
CM2B-TLTC0-15/15					107	15	15	
CM2B-TLTC1-30/10	M3 ÷ M12	CM2	19	35	144	30	30	
CM2B-TLTC1-20/20					134	20	20	
CM3B-TLTC1-30/10		CM3			144	10	30	
CM3B-TLTC1-20/20					134	20	20	
CM2B-TLTC2-30/10	M8 ÷ M20	CM2	31	50	168	10	30	
CM2B-TLTC2-20/20					158	20	20	
CM3B-TLTC2-30/10		CM3			168	10	30	
CM3B-TLTC2-20/20					158	20	20	
CM4B-TLTC2-30/10	M14 ÷ M33	CM4	48	72	169	10	30	
CM4B-TLTC2-20/20					159	20	20	
CM3B-TLTC3-30/10		CM3			214	10	30	
CM3B-TLTC3-20/20					204	20	20	
CM4B-TLTC3-30/10	CM4	215	10	30				
CM4B-TLTC3-20/20		205	20	20				
CM4B-TLTC4-40/20	M22 ÷ M48	CM4	60	95	269	20	40	
CM4B-TLTC4-30/30					259	30	30	
CM5B-TLTC4-40/20					270	20	40	

Mandrini rigidi cono morse con compensazione assiale in compressione e flottamento radiale

Rigid cono morse tapholders with length axial compensation on traction


TIPO - B

CODICE	CAP	CM	X	D	FLOT	L	C	EUR
CM1B-TLCP0-20	M1 ÷ M10	CM1	13	23	0.25	122	20	
CM1B-TLCP0-30						142	30	
CM2B-TLCP0-20	M3 ÷ M12	CM2	19	35	0.5	122	20	
CM2B-TLCP0-30						142	30	
CM2B-TLCP1-30	M8 ÷ M20	CM2	31	50	1	148	30	
CM2B-TLCP1-40						168	40	
CM3B-TLCP1-30	M14 ÷ M33	CM3	48	72	1.5	148	30	
CM3B-TLCP1-40						168	40	
CM2B-TLCP2-30	M22 ÷ M48	CM4	60	95	2	181	30	
CM2B-TLCP2-40						201	40	
CM3B-TLCP2-30	M14 ÷ M33	CM3	48	72	1.5	181	30	
CM3B-TLCP2-40						201	40	
CM4B-TLCP2-30	M22 ÷ M48	CM4	60	95	2	181	30	
CM4B-TLCP2-40						201	40	
CM3B-TLCP3-30	M14 ÷ M33	CM3	48	72	1.5	238	30	
CM3B-TLCP3-40						258	40	
CM4B-TLCP3-30	M22 ÷ M48	CM4	60	95	2	238	30	
CM4B-TLCP3-40						258	40	
CM4B-TLCP4-60	M22 ÷ M48	CM4	60	95	2	258	60	
CM5B-TLCP4-60						278	60	


Mandrini rigidi cono morse con compensazione assiale in trazione e flottamento radiale

Rigid cono morse tapholders with length axial compensation on traction and radial floating


TIPO - B

CODICE	CAP	CM	X	D	FLOT	L	T	EUR
CM1B-TLTP0-20	M1 ÷ M10	CM1	13	23	0.25	102	20	
CM1B-TLTP0-30						112	30	
CM2B-TLTP0-20	M3 ÷ M12	CM2	19	35	0.5	102	20	
CM2B-TLTP0-30						112	30	
CM2B-TLTP1-30	M8 ÷ M20	CM2	31	50	1	118	30	
CM2B-TLTP1-40						128	40	
CM3B-TLTP1-30	M14 ÷ M33	CM3	48	72	1.5	118	30	
CM3B-TLTP1-40						128	40	
CM2B-TLTP2-30	M22 ÷ M48	CM4	60	95	2	151	30	
CM2B-TLTP2-40						161	40	
CM3B-TLTP2-30	M14 ÷ M33	CM3	48	72	1.5	151	30	
CM3B-TLTP2-40						161	40	
CM4B-TLTP2-30	M22 ÷ M48	CM4	60	95	2	151	30	
CM4B-TLTP2-40						161	40	
CM3B-TLTP3-30	M14 ÷ M33	CM3	48	72	1.5	208	30	
CM3B-TLTP3-40						218	40	
CM4B-TLTP3-30	M22 ÷ M48	CM4	60	95	2	208	30	
CM4B-TLTP3-40						218	40	
CM4B-TLTP4-60	M22 ÷ M48	CM4	60	95	2	229	60	
CM5B-TLTP4-60						230	60	

**Mandrini rigidi con morse con compensazione assiale
 in compressione e trazione e flottamento radiale**

 Rigid cono morse tapholders with lenght axial compensation on
 compression/extension and radial floating

TIPO - B

CODICE	CAP	CM	X	D	L	FLOT	C	T	EUR					
CM1B-TLTCP0-20/10	M1 ÷ M10	CM1	13	23	111	0.25	20	10						
CM1B-TLTCP0-15/15					106					15	15			
CM2B-TLTCP0-20/10		CM2			112		20	10						
CM2B-TLTCP0-15/15					107		15	15						
CM2B-TLTCP1-30/10	M3 ÷ M12	CM2	19	35	144	0.5	30	30						
CM2B-TLTCP1-20/20					134		20	20						
CM3B-TLTCP1-30/10		CM3			144		30	10						
CM3B-TLTCP1-20/20					134		20	20						
CM2B-TLTCP2-30/10	M8 ÷ M20	CM2	31	50	168	1	30	10						
CM2B-TLTCP2-20/20					158		20	20						
CM3B-TLTCP2-30/10		CM3			168		30	10						
CM3B-TLTCP2-20/20					158		20	20						
CM4B-TLTCP2-30/10		CM4			169		30	10						
CM4B-TLTCP2-20/20					159		20	20						
CM3B-TLTCP3-30/10		M14 ÷ M33			CM3		48	72		214	1.5	30	10	
CM3B-TLTCP3-20/20										204		20	20	
CM4B-TLTCP3-30/10	CM4		215	30	10									
CM4B-TLTCP3-20/20			205	20	20									
CM4B-TLTCP4-40/20	M22 ÷ M48	CM4	60	95	269	2	40	20						
CM4B-TLTCP4-30/30					259		30	30						
CM5B-TLTCP4-40/20		CM5			270		40	20						
CM5B-TLTCP4-30/30					260		30	30						