



**MANDRINI ATTACCO
CONO MORSE DIN/228 E DIN/238**

MORSE TAPER COLLET CHUCKS
DIN/228 AND DIN/238

3A



MANDRINI ATTACCO CONO MORSE DIN/228 E DIN/238

MORSE TAPER COLLET CHUCKS
DIN/228 AND DIN/238



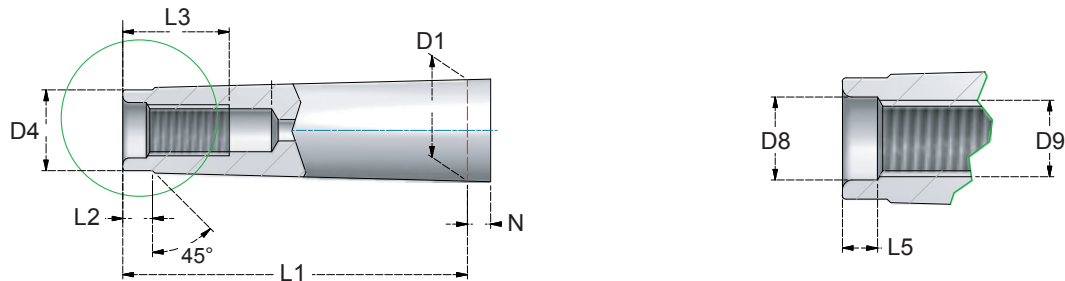
MANDRINI A CAMBIO RAPIDO
QUICK CHANGE TOOLHOLDERS

3A

Tabella tecnica

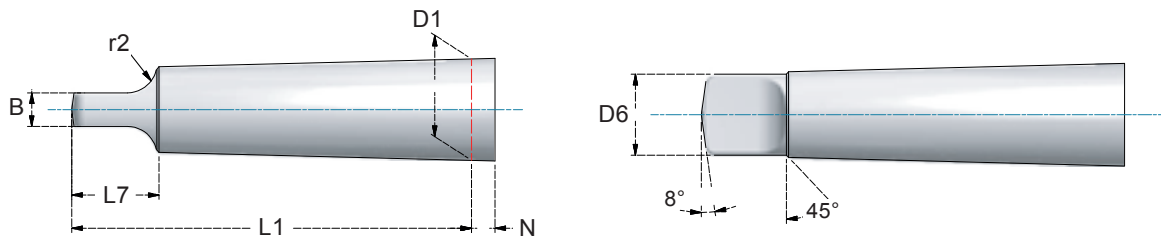
Data sheet

Forma A



| TIPO | L1 | L2 | L3 | L5 | D1 | D4 | D8 | D9 | a | N |
|---------|-------|----|----|-----|--------|------|------|-----|------------|-----|
| CM0 / A | 50 | 4 | - | - | 9,045 | 6 | - | - | 1° 29' 27" | 3 |
| CM1 / A | 53,5 | 5 | 16 | 4 | 12,065 | 9 | 6,4 | M6 | 1° 25' 43" | 3,5 |
| CM2 / A | 64 | 5 | 24 | 5 | 17,780 | 14 | 10,5 | M10 | 1° 25' 50" | 5 |
| CM3 / A | 81 | 7 | 24 | 5,5 | 23,825 | 19 | 13 | M12 | 1° 26' 16" | 5 |
| CM4 / A | 102,5 | 9 | 32 | 8,2 | 31,267 | 25 | 17 | M16 | 1° 29' 15" | 6,5 |
| CM5 / A | 129,5 | 10 | 40 | 10 | 44,399 | 35,7 | 21 | M20 | 1° 30' 26" | 6,5 |


Forma B



| TIPO | L1 | L7 | B | r2 | D1 | D6 | a | N |
|---------|-------|------|------|----|--------|------|------------|-----|
| CM0 / B | 56,5 | 10,5 | 3,9 | 4 | 9,045 | 6 | 1° 29' 27" | 3 |
| CM1 / B | 62 | 13,5 | 5,2 | 5 | 12,065 | 8,7 | 1° 25' 43" | 3,5 |
| CM2 / B | 75 | 16 | 6,3 | 6 | 17,780 | 13,5 | 1° 25' 50" | 5 |
| CM3 / B | 94 | 20 | 7,9 | 7 | 23,825 | 18,5 | 1° 26' 16" | 5 |
| CM4 / B | 117,5 | 24 | 11,9 | 8 | 31,267 | 24,5 | 1° 29' 15" | 6,5 |
| CM5 / B | 149,5 | 29 | 15,9 | 10 | 44,399 | 35,7 | 1° 30' 26" | 6,5 |

Mandrini con morse con compressione e trazione


Cono morse Tension/Compression toolholders


TIPO - B

| CODICE | CAP | CM | X | D | L | T | C | EUR |
|-----------------|-----------|-----|----|----|-----|------|------|-----|
| CM2B-THTC0-L44 | M1 ÷ M10 | CM2 | 13 | 26 | 44 | 6.5 | 6.5 | |
| CM2B-THTC1-L46 | M3 ÷ M12 | CM2 | 19 | 36 | 46 | 7.5 | 7.5 | |
| CM3B-THTC1-L46 | | CM3 | | | | | | |
| CM3B-THTC2-L70 | M8 ÷ M20 | CM3 | 31 | 53 | 70 | 12.5 | 12.5 | |
| CM4B-THTC2-L71 | | CM4 | | | 71 | | | |
| CM4B-THTC3-L104 | M14 ÷ M33 | CM4 | 48 | 78 | 104 | 20 | 20 | |
| CM5B-THTC3-L104 | | CM5 | | | | | | |
| CM5B-THTC4-L115 | M22 ÷ M48 | CM5 | 60 | 96 | 115 | 22.5 | 22.5 | |

Mandrini con morse solo trazione


Cono morse tension toolholders


TIPO - B

| CODICE | CAP | CM | X | D | L | T | C | EUR |
|----------------|-----------|-----|----|----|-----|------|---|-----|
| CM2B-THT0-L44 | M1 ÷ M10 | CM2 | 13 | 26 | 44 | 6.5 | 0 | |
| CM2B-THT1-L46 | M3 ÷ M12 | CM2 | 19 | 36 | 46 | 7.5 | 0 | |
| CM3B-THT1-L46 | | CM3 | | | | | | |
| CM3B-THT2-L70 | M8 ÷ M20 | CM3 | 31 | 53 | 70 | 12.5 | 0 | |
| CM4B-THT2-L71 | | CM4 | | | 71 | | | |
| CM4B-THT3-L104 | M14 ÷ M33 | CM4 | 48 | 78 | 104 | 20 | 0 | |
| CM5B-THT3-L104 | | CM5 | | | | | | |
| CM5B-THT4-L115 | M22 ÷ M48 | CM5 | 60 | 96 | 115 | 22.5 | 0 | |

Mandrini con morse con compressione e trazione


Quick change Tension/Compression toolholders


TIPO - A

| CODICE | CAP | CM | X | D | L | T | C | EUR |
|-----------------|-----------|-----|----|----|-----|------|------|-----|
| CM2A-THTC0-L44 | M1 ÷ M10 | CM2 | 13 | 26 | 44 | 6.5 | 6.5 | |
| CM2A-THTC1-L46 | M3 ÷ M12 | CM2 | 19 | 36 | 46 | 7.5 | 7.5 | |
| CM3A-THTC1-L46 | | CM3 | | | | | | |
| CM3A-THTC2-L70 | M8 ÷ M20 | CM3 | 31 | 53 | 70 | 12.5 | 12.5 | |
| CM4A-THTC2-L71 | | CM4 | | | 71 | | | |
| CM4A-THTC3-L104 | M14 ÷ M33 | CM4 | 48 | 78 | 104 | 20 | 20 | |
| CM5A-THTC3-L104 | | CM5 | | | | | | |
| CM5A-THTC4-L115 | M22 ÷ M48 | CM5 | 60 | 96 | 115 | 22.5 | 22.5 | |

Mandrini con morse solo trazione


Quick change Tension/Compression toolholders


TIPO - A

| CODICE | CAP | CM | X | D | L | T | C | EUR |
|----------------|-----------|-----|----|----|-----|------|---|-----|
| CM2A-THT0-L44 | M1 ÷ M10 | CM2 | 13 | 26 | 44 | 6.5 | 0 | |
| CM2A-THT1-L46 | M3 ÷ M12 | CM2 | 19 | 36 | 46 | 7.5 | 0 | |
| CM3A-THT1-L46 | | CM3 | | | | | | |
| CM3A-THT2-L70 | M8 ÷ M20 | CM3 | 31 | 53 | 70 | 12.5 | 0 | |
| CM4A-THT2-L71 | | CM4 | | | 71 | | | |
| CM4A-THT3-L104 | M14 ÷ M33 | CM4 | 48 | 78 | 104 | 20 | 0 | |
| CM5A-THT3-L104 | | CM5 | | | | | | |
| CM5A-THT4-L115 | M22 ÷ M48 | CM5 | 60 | 96 | 115 | 22.5 | 0 | |

Mandrini con morse con compressione e trazione GC


Quick change Tension/Compression GC toolholders


TIPO - B

| CODICE | CAP | CM | X | D | L | T | C | EUR |
|-------------------|-----------|-----|----|----|-------|------|------|-----|
| CM2B-GCTC1-L52 | M3 ÷ M12 | CM2 | 19 | 39 | 52 | 7.5 | 7.5 | |
| CM3B-GCTC1-L52 | | CM3 | | | 52 | | | |
| CM2B-GCT1-L44.5 | | CM2 | | | 44.5 | | | |
| CM3B-GCT1-L44.5 | M8 ÷ M20 | CM3 | 31 | 60 | 44.5 | 12.5 | 0 | |
| CM3B-GCTC2-L75 | | CM3 | | | 75 | | | |
| CM4B-GCTC2-L76 | | CM4 | | | 76 | | | |
| CM3B-GCT2-L65 | M8 ÷ M20 | CM3 | 31 | 60 | 65 | 16.5 | 0 | |
| CM4B-GCT2-L66 | | CM4 | | | 66 | | | |
| CM4B-GCTC3-L107 | | CM4 | | | 107 | | | |
| CM5B-GCTC3-L107.5 | M14 ÷ M33 | CM5 | 48 | 86 | 107.5 | 17.5 | 17.5 | |
| CM4B-GCT3-L89.5 | | CM4 | | | 89.5 | | | |
| CM5B-GCT3-L90 | | CM5 | | | 90 | | | |

Mandrini con morse con compressione e trazione GC

Quick change Tension/Compression GC toolholders


TIPO - A

| CODICE | CAP | CM | X | D | L | T | C | EUR |
|-------------------|-----------|-----|----|----|-------|------|------|-----|
| CM2A-GCTC1-L52 | M3 ÷ M12 | CM2 | 19 | 39 | 52 | 7.5 | 7.5 | |
| CM3A-GCTC1-L52 | | CM3 | | | 52 | | | |
| CM2A-GCT1-L44.5 | | CM2 | | | 44.5 | | | |
| CM3A-GCT1-L44.5 | M8 ÷ M20 | CM3 | 31 | 60 | 44.5 | 12.5 | 0 | |
| CM3A-GCTC2-L75 | | CM3 | | | 75 | | | |
| CM4A-GCTC2-L76 | | CM4 | | | 76 | | | |
| CM3A-GCT2-L65 | M8 ÷ M20 | CM3 | 31 | 60 | 65 | 16.5 | 0 | |
| CM4A-GCT2-L66 | | CM4 | | | 66 | | | |
| CM3A-GCTC3-L106 | | CM3 | | | 106 | | | |
| CM4A-GCTC3-L107 | M14 ÷ M33 | CM4 | 48 | 86 | 107 | 17.5 | 17.5 | |
| CM5A-GCTC3-L107.5 | | CM5 | | | 107.5 | | | |
| CM3A-GCT3-L88.5 | | CM3 | | | 88.5 | | | |
| CM4A-GCT3-L89.5 | M14 ÷ M33 | CM4 | 48 | 86 | 89.5 | 35 | 0 | |
| CM5A-GCT3-L90 | | CM5 | | | 90 | | | |