



**MANDRINI ATTACCO
WELDON DIN 1835
CILINDRICO - VDI DIN 69880**

WELDON DIN 1835
CYLINDRICAL - VDI DIN 69880
TOOLHOLDERS

2D



MANDRINI ATTACCO WELDON DIN 1835 CILINDRICO - VDI DIN 69880

WELDON DIN 1835 CYLINDRICAL -
VDI DIN 69880 TOOLHOLDERS




PORTAPINZA CILINDRICO
STRAIGHT SHANK ER TAPHOLDERS



MANDRINI PORTAPUNTE
STRAIGHT SHANK DRILL CHUCK

2D

Portapinze cilindrici MINI
Straight shank collet chuck



ER8M

CAP 1 ÷ 5mm

CODICE	FAM	CAP	L	A	EUR
D6.L45.ERC8M *	1	1 ÷ 5	45	12	
D8.L60.ERC8M *			55		
D8.L80.ERC8M *			80		
D8.L100.ERC8M *			100		
D10.L80.ERC8M *			80		
D10.L100.ERC8M *			100		
D12.L80.ERC8M *			80		
D12.L100.ERC8M *			100		
D12.L130.ERC8M *			130		
D12.L160.ERC8M *			160		
D12.L200.ERC8M *			200		

* Portapinze cilindrici senza passaggio del refrigerante.
Without coolant bore.

Compatibili con ghiera mini esagonali.
Compatible with mini hexagonal nuts.

ER11M

CAP 1 ÷ 7mm

CODICE	FAM	CAP	L	A	EUR
D6.L45.ERC11M *	1	1 ÷ 7	45	16	
D8.L45.ERC11M *			45		
D10.L60.ERC11M *			60		
D10.L100.ERC11M *			100		
D12.L80.ERC11M			80		
D12.L100.ERC11M *			100		
D12.L160.ERC11M *			160		
D16.L45.ERC11M			45		
D16.L60.ERC11M			60		
D16.L100.ERC11M			100		
D16.L130.ERC11M			130		
D16.L160.ERC11M			160		
D16.L200.ERC11M			200		
D16.L250.ERC11M			250		
D16.L300.ERC11M *			300		
D20.L100.ERC11M			100		
D20.L130.ERC11M			130		

Kit mandrino portapinze MINI

Kit ER toolholder



ER8M



CODICE	FAM	CAP	EUR
BXD12.L100.8M	1	1 ÷ 5	
BXD12.L130.8M			
BXD12.L160.8M			
Chiave - CH8M Pinze - Ø1 a Ø5 x 0.5mm (9 Unità) Portapinze			

ER11M

CODICE	FAM	CAP	EUR
BXD12.L100.11M	1	1 ÷ 7	
BXD16.L100.11M			
BXD16.L130.11M			
BXD16.L160.11M			
Chiave - CH11M Pinze - Ø1 a Ø7 x 0.5mm (13 Unità) Portapinze			

DISPONIBILI IN ALTRE MISURE, CONTATTA IL COMMERCIALE PER MAGGIORI DETTAGLI
AVAILABLE IN OTHERS MEASURES CALL YOUR DEALER FOR MORE DETAILS

Portapinze cilindrici
Straight shank collet chuck



ER16M

CAP 1 ÷ 10mm

CODICE	FAM	CAP	L	A	EUR
D10.L80.ERC16M	1	1 ÷ 10	80	22	
D12.L80.ERC16M			80		
D16.L60.ERC16M			60		
D16.L80.ERC16M			80		
D16.L100.ERC16M			100		
D16.L130.ERC16M			130		
D16.L160.ERC16M			160		
D16.L200.ERC16M *			200		
D20.L60.ERC16M			60		
D20.L100.ERC16M			100		
D20.L130.ERC16M			130		
D20.L160.ERC16M			160		
D20.L200.ERC16M			200		
D20.L300.ERC16M *			300		
D25.L60.ERC16M			60		
D25.L100.ERC16M			100		
D25.L130.ERC16M			130		
D25.L160.ERC16M	160				

Compatibili con ghiera mini esagonali.
Compatible with mini hexagonal nuts.

Compatibili con ghiera esagonali.
Compatible with hexagonal nuts.

ER16

CAP 1 ÷ 10mm

CODICE	FAM	CAP	L	A	EUR
D16.L60.ERC16	1	1 ÷ 10	60	32	
D16.L160.ERC16			160		
D20.L60.ERC16			60		
D20.L100.ERC16			100		
D20.L160.ERC16			160		
D20.L160.ERC16			160		

* **Portapinze cilindrici senza passaggio del refrigerante.**
Without coolant bore.

Kit mandrino portapinze MINI

Kit ER toolholder





ER16M

CODICE	FAM	CAP	EUR
BXD20.L100.16M	1	1 ÷ 10	
BXD20.L130.16M			
BXD20.L160.16M			
BXD20.L200.16M			
Chiave - CH16M Pinze - Ø 1 a Ø 10 x 1.0 mm (10 Unità) Portapinze			

DISPONIBILI IN ALTRE MISURE, CONTATTA IL COMMERCIALE PER MAGGIORI DETTAGLI
AVAILABLE IN OTHERS MEASURES CALL YOUR DEALER FOR MORE DETAILS

Portapinze cilindrici
Straight shank collet chuck



ER20M

CAP 1 ÷ 13mm

CODICE	FAM	CAP	L	A	EUR
D16.L100.ERC20M	1	1 ÷ 14	100	28	
D16.L130.ERC20M			130		
D16.L160.ERC20M			160		
D20.L60.ERC20M			60		
D20.L100.ERC20M			100		
D20.L130.ERC20M			130		
D20.L160.ERC20M			160		
D20.L200.ERC20M			200		
D25.L60.ERC20M			60		
D25.L130.ERC20M			130		
D25.L160.ERC20M			160		
D25.L200.ERC20M			200		
D25.L300.ERC20M			300		

ER20

CAP 1 ÷ 13mm

CODICE	FAM	CAP	L	A	EUR
D20.L60.ERC20	1	1 ÷ 14	60	35	
D20.L100.ERC20			100		
D20.L130.ERC20			130		
D20.L160.ERC20			160		
D25.L100.ERC20			100		

Compatibili con ghiera mini esagonali.
Compatible with mini hexagonal nuts.

Compatibili con ghiera esagonali.
Compatible with hexagonal nuts.

Kit mandrino portapinze MINI
Kit ER toolholder





ER20M

CODICE	FAM	CAP	EUR
BXD20.L100.20M	1	2 ÷ 13	
BXD20.L130.20M			
BXD20.L160.20M			
BXD20.L200.20M			
Chiave - CH20M Pinze - Ø 2 a Ø 13 x 1.0 mm (12 Unità) Portapinze			

DISPONIBILI IN ALTRE MISURE, CONTATTA IL COMMERCIALE PER MAGGIORI DETTAGLI
AVAILABLE IN OTHERS MEASURES CALL YOUR DEALER FOR MORE DETAILS

Portapinze cilindrici
Straight shank collet chuck



ER25M

CAP 1 ÷ 20mm

CODICE	FAM	CAP	L	A	EUR	
D20.L60.ERC25M	1	1 ÷ 20	60	35		
D20.L100.ERC25M			100			
D20.L130.ERC25M			130			
D20.L160.ERC25M			160			
D20.L200.ERC25M			200			
D25.L60.ERC25M			60			
D25.L100.ERC25M			100			
D25.L130.ERC25M			130			
D25.L160.ERC25M			160			
D25.L250.ERC25M			250			

Compatibili con ghiera mini esagonali.
Compatible with mini hexagonal nuts.

Compatibili con ghiera esagonali.
Compatible with hexagonal nuts.

ER25

CAP 1 ÷ 20mm

CODICE	FAM	CAP	L	A	EUR
D20.L60.ERC25	1	1 ÷ 20	60	42	
D20.L80.ERC25			80		
D20.L100.ERC25			100		
D20.L130.ERC25			130		
D20.L160.ERC25			160		
D25.L60.ERC25			60		
D25.L100.ERC25			100		
D25.L130.ERC25			130		
D25.L160.ERC25			160		
D32.L80.ERC25			80		
D32.L100.ERC25			100		
D40.L80.ERC25			80		

Kit mandrino portapinze MINI

Kit ER toolholder



ER25M

CODICE	FAM	CAP	EUR
BXD20.L100.25M	1	2 ÷ 16	
BXD20.L130.25M			
BXD20.L160.25M			
BXD20.L200.25M			
BXD25.L100.25M			
BXD25.L160.25M			

Chiave - CH25M
Pinze - Ø 2 a Ø 16 x 1.0 mm (15 Unità)
Portapinze

Kit mandrino portapinze

Kit ER toolholder



ER25


CODICE	FAM	CAP	EUR
BXD25.L100.25	1	2 ÷ 16	
BXD32.L80.25			

Chiave - CH25S o CH25SE
Pinze - Ø 2 a Ø 16 x 1.0 mm (15 Unità)
Portapinze

DISPONIBILI IN ALTRE MISURE, CONTATTA IL COMMERCIALE PER MAGGIORI DETTAGLI
AVAILABLE IN OTHERS MEASURES CALL YOUR DEALER FOR MORE DETAILS

Portapinze cilindrici

Straight shank collet chuck



ER32

CAP 2 ÷ 22mm

CODICE	FAM	CAP	L	A	EUR
D20.L60.ERC32			60		
D20.L100.ERC32			100		
D20.L130.ERC32			130		
D20.L160.ERC32			160		
D25.L60.ERC32			60		
D25.L100.ERC32			100		
D25.L130.ERC32			130		
D25.L160.ERC32			160		
D32.L60.ERC32	1	2 ÷ 22	60	50	
D32.L80.ERC32			80		
D32.L100.ERC32			100		
D32.L130.ERC32			130		
D32.L160.ERC32			160		
D40.L80.ERC32			80		
D40.L130.ERC32			130		
D40.L160.ERC32			160		
D50.L160.ERC32			160		

Kit mandrino portapinze

Kit ER toolholder




ER32

CODICE	FAM	CAP	EUR
BXD20.L80.32-6	1	6 ÷ 25	
BXD25.L80.32-6			
BXD32.L80.32-6			

Chiave - CH32S
Pinze - Ø6 - Ø8 - Ø10 - Ø12 - 16 - Ø 20 - Ø25 (6 Unità)
Portapinze

DISPONIBILI IN ALTRE MISURE, CONTATTA IL COMMERCIALE PER MAGGIORI DETTAGLI
AVAILABLE IN OTHERS MEASURES CALL YOUR DEALER FOR MORE DETAILS

Portapinze cilindrici
Straight shank collet chuck



ER40

CAP 3 ÷ 30mm

CODICE	FAM	CAP	L	A	EUR
D25.L60.ERC40			60		
D25.L100.ERC40			100		
D32.L80.ERC40			80		
D32.L100.ERC40			100		
D32.L130.ERC40			130		
D40.L80.ERC40	1	3 ÷ 30	80	63	
D40.L130.ERC40			130		
D40.L160.ERC40			160		
D50.L120.ERC40			120		
D50.L160.ERC40			160		
D60.L160.ERC40			160		

ER50

CAP 6 ÷ 34mm

CODICE	FAM	CAP	L	A	EUR
D40.L160.ERC50			160		
D50.L170.ERC50	1	6 ÷ 34	170	78	
D60.L170.ERC50			170		

Kit mandrino portapinze

Kit ER tooholder



ER40

CODICE	FAM	CAP	EUR
BXD25.L80.40-23			
BXD32.L80.40-23	1	4 ÷ 26	
BXD40.L80.40-23			

Chiave - CH40S + Portapinze
Pinze - Ø 4 a Ø 26 x 1.0 mm (23 Unità)

Cassetta per pinze

Kit in box



ER50


CODICE	EUR
BX.ERC50-12	
D. 12 - 14 - 16 - 18 - 20 - 22 - 24 - 26 - 28 - 30	
D. 32 - 34	



DISPONIBILI IN ALTRE MISURE, CONTATTA IL COMMERCIALE PER MAGGIORI DETTAGLI
AVAILABLE IN OTHERS MEASURES CALL YOUR DEALER FOR MORE DETAILS

Portapinze cilindrici con piano di bloccaggio

Collet chuck with flat


STANDARD

CODICE	FAM	CAP	L	A	EUR
D20P.L80.ERC25 *	1	1 ÷ 20	80	42	
D25P.L80.ERC25 *			80	42	
D32P.L80.ERC25 *			80	42	
D25P.L80.ERC32 *		2 ÷ 22	80	50	
D32P.L80.ERC32 *			80	50	
D40P.L80.ERC32			80	50	
D25P.L80.ERC40		3 ÷ 30	80	63	
D32P.L80.ERC40			80	63	
D40P.L80.ERC40			80	63	

* **Compatibili con ghiera esagonali.**
 Compatible with hexagonal nuts.

Portapinze bilaterali MINI

Double ended collet chuck



MINI BILATERALI

CODICE	FAM	CAP	L	A	H	EUR
D20P.L37.ERC16MP-16M	1	1 ÷ 10	37	22	80	
D20P.L57.ERC16MP-16M			57		100	
D20P.L67.ERC16MP-16M			67		110	
D22P.L47.ERC16MP-16M			47		90	
D22P.L67.ERC16MP-16M			67		110	
D25P.L47.ERC16MP-16M			47		90	
D25P.L67.ERC16MP-16M			67		110	
D32P.L57.ERC20MP-20M			1 ÷ 14		57	28

DISPONIBILI IN ALTRE MISURE, CONTATTA IL COMMERCIALE PER MAGGIORI DETTAGLI
 AVAILABLE IN OTHERS MEASURES CALL YOUR DEALER FOR MORE DETAILS

Portapinze con attacco Weldon

Weldon shank collet chuck



WELDON

CODICE	FAM	CAP	L	A	H	EUR
WE20.L50.ERC16 *	1	1 ÷ 10	50	28	33	
WE20.L50.ERC25 *		1 ÷ 20	50	42	40	
WE25.L56.ERC25 *			56		37	
WE25.L56.ERC32		2 ÷ 22	56	50	52	
WE32.L60.ERC32			60		38	
WE40.L74.ERC32			74		31	
WE32.L60.ERC40		3 ÷ 30	60	63	61	

* **Compatibili con ghiera esagonali.**
 Compatible with hexagonal nuts.


Mandrini portapunte cilindrici

Straight shank drill chuck


DCK

CODICE	FAM	D	RANGE	L	H	E	EUR
D20.L60.DCK8S	1	20	0.5 ÷ 8	60	61	37.5	
D20.L60.DCK13S		20	1 ÷ 13	60	81	50.5	
D20.L60.DCK16S		20	2.5 ÷ 16	60	85	57	
D25.L79.DCK13S		25	1 ÷ 13	79	81	50.5	
D25.L80.DCK16S		25	2.5 ÷ 16	80	85	57	
D32.L81.DCK13S		32	1 ÷ 13	81	81	50.5	
D32.L82.DCK16S		32	2.5 ÷ 16	82	85	57	

Portapinze cilindrico P8
Collet chuck extensions P8




CILINDRICO

CODICE	FAM	D	L	H	A	EUR
D16-L120-P8	1	16	120	48	12	
D16-L150-P8		16	150	48	12	
D16-L200-P8		16	200	48	12	
D20-L120-P8		20	120	76.5	12	
D20-L150-P8		20	150	86	12	
D25-L120-P8		25	120	60	14	
D25-L150-P8		25	150	60	14	
D25-L200-P8		25	200	60	14	

Si fornisce con chiave di bloccaggio esagonale 5 mm.
Are supplied with T-handle key exagonal 5 mm.

Pinza P8
Collet P8



Chiavi a T esagonale
T-hand exagonal key



P8

CODICE	FAM	EUR
P8-D3	1	
P8-D4		
P8-D5		
P8-D6		

CODICE	FAM	EUR
CH.EX5	1	