



**MANDRINI ATTACCO
WELDON DIN 1835
CILINDRICO - VDI DIN 69880**

WELDON DIN 1835
CYLINDRICAL - VDI DIN 69880
TOOLHOLDERS

2C



MANDRINI ATTACCO WELDON DIN 1835 CILINDRICO - VDI DIN 69880

WELDON DIN 1835 CYLINDRICAL -
VDI DIN 69880 TOOLHOLDERS




MANDRINI A CAMBIO RAPIDO VDI
VDI QUICK CHANGE TOOLHOLDERS



PROLUNGHE A CALETTAMENTO
STRAIGHT SHANK SHRINK FIT EXTENSIONS



MANDRINI IDRAULICI CILINDRICI
CYLINDRICAL HYDRAULIC CHUCKS




MANDRINI IDRAULICI VDI
VDI HYDRAULIC CHUCKS

2C

Mandrini VDI con compensazione e trazione DIN/69880

DIN/69880 - Tension/Compression tapholders VDI


VDI

CODICE	ATTACCO	CAP	X	D	L	T	C	EUR
VDI20-THTC1-L55	VDI20	M3 ÷ M12	19	36	55	7.5	7.5	
VDI30-THTC1-L55	VDI30							
VDI40-THTC1-L55	VDI40							
VDI50-THTC1-L55	VDI50	M8 ÷ M20	31	53	76	12.5	12.5	
VDI30-THTC2-L76	VDI30							
VDI40-THTC2-L76	VDI40							
VDI50-THTC2-L76	VDI50	M14 ÷ M33	48	78	122	20	20	
VDI40-THTC3-L122	VDI40				108			
VDI50-THTC3-L108	VDI50							

Prolunghe per mandrini a calettamento termico

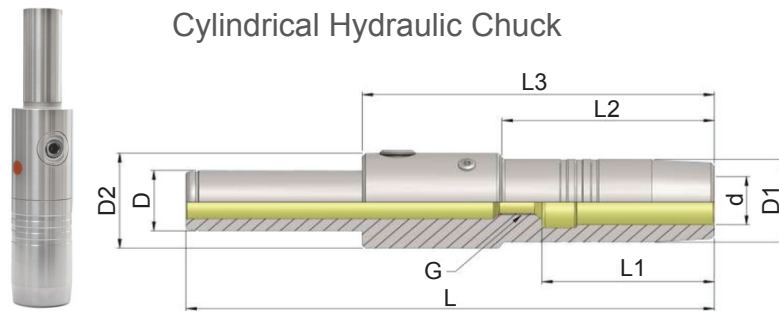
Shrink fit toolholders


PROLUNGHE

CODICE	FAM	d	D1	D2	G	L	EUR
D12-L150-SF03	5	3	8	12	-	150	
D12-L150-SF04		4	8	12	-	150	
D16-L150-SF03		3	10	16	-	150	
D16-L150-SF04		4	10	16	-	150	
D16-L150-SF05		5	10	16	-	150	
D16-L150-SF06		6	10	16	M5	150	
D20-L150-SF03		3	10	20	-	150	
D20-L150-SF04		4	10	20	-	150	
D20-L150-SF05		5	10	20	-	150	
D20-L150-SF06		6	10	20	M5	150	
D20-L150-SF08		8	12	20	M6	150	
D20-L150-SF10		10	14	20	M8	150	
D20-L150-SF12		12	16	20	M10	150	
D25-L150-SF08		8	20	25	M6	150	
D25-L150-SF10		10	20	25	M8	150	
D25-L150-SF12		12	20	25	M10	150	
D25-L150-SF14		14	20	25	M10	150	
D25-L150-SF16		16	22	25	M12	150	
D32-L150-SF10		10	24	32	M8	150	
D32-L150-SF12		12	24	32	M10	150	
D32-L150-SF14	14	27	32	M10	150		
D32-L150-SF16	16	27	32	M12	150		
D32-L150-SF18	18	27	32	M12	150		
D32-L150-SF20	20	27	32	M16	150		

Mandrino cilindrico idraulico

Cylindrical Hydraulic Chuck

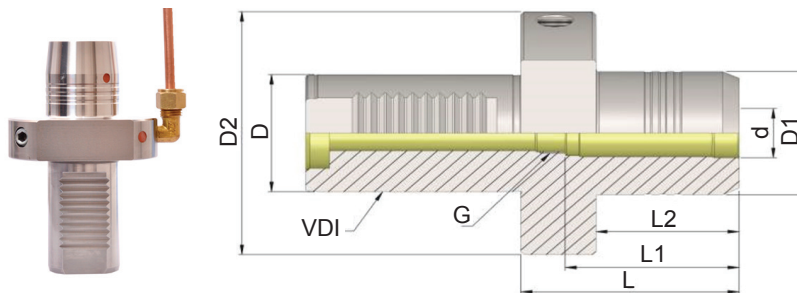


CILINDRICO

CODICE	FAM	d	D	D1	D2	L	L2	L3	EUR
C20-HD06-L150	5	6	20	16	25	150	54	100	
C20-HD08-L150		8	20	18	25	150	54	100	
C20-HD10-L150		10	20	20	25	150	54	100	
C20-HD12-L150		12	20	25	25	150	100	100	
C20-HD16-L150		16	20	27.5	31.5	150	60	100	
C20-HD20-L150		20	20	31.5	31.5	150	100	100	
C32-HD20-L150		20	32	31.5	31.5	150	90	90	
C32-HD20-L200		20	32	31.5	31.5	200	90	90	

Mandrino idraulico VDI DIN 69880

Hydraulic Chuck VDI DIN 69880



VDI

CODICE	FAM	d	D	D1	D2	G	L	L1	L2	EUR
VDI25-HD12-L55	5	12	25	32	58	M10	55	46	37	
VDI30-HD20-L64		20	30	42	68	M16	64	51	42	
VDI40-HD20-L64		20	40	42	83	M20	64	51	42	
VDI30-HD32-L86		32	30	64	68	-	86	-	64	
VDI40-HD32-L86		32	40	64	83	-	86	-	64	