



**MANDRINI ATTACCO  
WELDON DIN 1835  
CILINDRICO - VDI DIN 69880**

WELDON DIN 1835  
CYLINDRICAL - VDI DIN 69880  
TOOLHOLDERS

**2A**



# MANDRINI ATTACCO WELDON DIN 1835 CILINDRICO - VDI DIN 69880

WELDON DIN 1835 CYLINDRICAL -  
VDI DIN 69880 TOOLHOLDERS



**MANDRINI A CAMBIO RAPIDO**  
QUICK CHANGE TOOLHOLDERS




**MANDRINI A CAMBIO RAPIDO PASSAGGIO DEL REFRIGERANTE**  
COOLANT QUICK CHANGE TOOLHOLDERS



**MANDRINI RIGIDI**  
RIGID TOOLHOLDERS




**MANDRINI RIGIDI PASSAGGIO DEL REFRIGERANTE**  
COOLANT RIGID TOOLHOLDERS



**MANDRINI CAMBIO RAPIDO ABS**  
ABS QUICK CHANGE TOOLHOLDERS



**MANDRINI CAMBIO RAPIDO CILINDRICI**  
QUICK CHANGE CYLINDRICAL TOOLHOLDERS

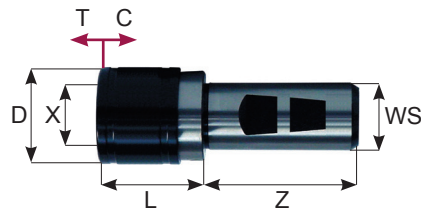


**MANDRINI CAMBIO RAPIDO DIN/6885 DS**  
DIN/6885 DS QUICK CHANGE TAPHOLDERS

**2A**

**Mandrini con compensazione e trazione Weldon DIN/1835 B+E**

Weldon DIN/1835 B+E - Tension/Compression tapholders


**WELDON**

CODICE	WS	CAP	X	D	Z	L	T	C	EUR
WS16-THTC0-L37	16	M1 ÷ M10	13	26	49	37	6.5	6.5	
WS20-THTC0-L37	20				51				
WS20-THTC1-L39	20	M3 ÷ M12	19	36	51	39	7.5	7.5	
WS25-THTC1-L39	25				53				
WS32-THTC1-L39	32				60				
WS40-THTC1-L42	40				80				42
WS20-THTC2-L63	20	M8 ÷ M20	31	53	51	63	12.5	12.5	
WS25-THTC2-L63	25				53				
WS32-THTC2-L63	32				60				
WS40-THTC2-L63	40				68				
WS32-THTC3-L124	32	M14 ÷ M33	48	78	60	124	20.0	20.0	
WS40-THTC3-L118	40				68	118			
WS32-THTC4-L140	32	M22 ÷ M48	60	96	60	140	22.5	22.5	

**INCH**

CODICE	WS	CAP	X	D	Z	L	T	C	EUR
WS1000-THTC1-1.53	1	M3 ÷ M12	0.74	1.41	2.28	1.53	0.295	0.295	
WS1250-THTC1-1.61	1.25		0.74			1.61			
WS1000-THTC2-2.48	1	M8 ÷ M20	1.22	2.08		2.48	0.49	0.49	
WS1250-THTC2-2.48	1.25		1.22			2.48			
WS1250-THTC3-5.00	1.25	M14 ÷ M33	1.88	3.07	5.00	0,787	0,787		
WS1500-THTC3-4.65	1.50		1.88		2.68			4.65	


**Mandrini con solo trazione Weldon DIN/1835 B+E**

Weldon DIN/1835 B+E - Tension tapholders

**WELDON**

CODICE	WS	CAP	X	D	Z	L	T	C	EUR
WS16-THT0-L37	16	M1 ÷ M10	13	26	49	37	6.5	0	
WS20-THT0-L37	20				51				
WS20-THT1-L39	20	M3 ÷ M12	19	36	51	39	7.5	0	
WS25-THT1-L39	25				53				
WS32-THT1-L39	32				60				
WS40-THT1-L42	40				68			42	
WS20-THT2-L63	20	M8 ÷ M20	31	53	51	63	12.5	0	
WS25-THT2-L63	25				53				
WS32-THT2-L63	32				60				
WS40-THT2-L63	40				68				
WS32-THT3-L124	32	M14 ÷ M33	48	78	60	124	20.0	0	
WS40-THT3-L118	40				68	118			
WS32-THT4-L140	32	M22 ÷ M48	60	96	60	140	22.5	0	

**Mandrini con compensazione e trazione Weldon DIN/1835 B+E  
 con passaggio del refrigerante centrale**

 Weldon DIN/1835 B+E  
 Coolant thru Tension/Compression tapholders

**WELDON**

CODICE	WS	CAP	X	D	Z	L	T	C	EUR
WS20-THTC1-L66C	20	M3 ÷ M12	19	40	51	66	7	3	
WS25-THTC1-L66C	25	M3 ÷ M12	19	40	53	66	7	3	
WS25-THTC2-L102C	25	M8 ÷ M20	31	56	53	102	10	5	
WS32-THTC2-L102C	32	M8 ÷ M20	31	56	60	102	10	5	
WS32-THTC3-L167C	32	M14 ÷ M33	48	75	60	167	18	13	

**Mandrini con compensazione e trazione Weldon INCH con  
 passaggio del refrigerante centrale**


 Weldon INCH  
 Coolant thru Tension/Compression tapholders

**INCH**

CODICE	WS	CAP	X	D	Z	L	T	C	EUR
WS1000-THTC1-2.60	1	M3 ÷ M12	0.74	1.57	2.28	2.60	0.27	0.11	
WS1250-THTC1-2.60	1.25	M3 ÷ M12	0.74	1.57	2.28	2.60	0.27	0.11	
WS1000-THTC2-4.02	1	M8 ÷ M20	1.22	2.20	2.28	4.02	0.39	0.19	
WS1250-THTC2-4.02	1.25	M8 ÷ M20	1.22	2.20	2.28	4.02	0.39	0.19	
WS1250-THTC3-6.57	1.25	M14 ÷ M33	1.88	2.95	2.28	6.57	0.70	0.51	
WS1500-THTC3-6.57	1.50	M14 ÷ M33	1.88	2.95	2.68	6.57	0.70	0.51	

**Mandrini rigidi Weldon DIN/1835 B+E**

Weldon DIN/1835 B+E - Rigid tapholders


**WELDON**


CODICE	WS	CAP	X	D	L	Z	EUR
WS20-TLR1-L37	20	M3 ÷ M12	19	32	37	51	
WS25-TLR1-L37	25	M3 ÷ M12	19	32	37	53	
WS25-TLR2-L56	25	M8 ÷ M20	31	50	56	53	
WS32-TLR2-L56	32	M8 ÷ M20	31	50	56	60	
WS25-TLR3-L83	25	M14 ÷ M33	48	72	83	53	
WS32-TLR3-L83	32	M14 ÷ M33	48	72	83	60	
WS32-TLR4-L106	32	M22 ÷ M48	60	95	106	60	

**INCH**

COD.	WS	CAP	X	D	Z	L	EUR
WS0750-TLR1-1.46	0.75	M3 ÷ M12	0.74	1.25	2.03	1.46	
WS1000-TLR1-1.46	1	M3 ÷ M12	0.74	1.25	2.03	1.46	
WS1250-TLR1-1.46	1.25	M3 ÷ M12	0.74	1.25	2.03	1.46	
WS1000-TLR2-2.12	1	M8 ÷ M20	1.22	1.96	2.28	2.12	
WS1250-TLR2-2.12	1.25	M8 ÷ M20	1.22	1.96	2.28	2.12	
WS1250-TLR3-3.27	1.25	M14 ÷ M33	1.88	2.83	2.28	3.27	
WS1500-TLR3-3.27	1.50	M14 ÷ M33	1.88	2.83	2.28	3.27	

**Mandrini rigidi Weldon DIN/1835 B+E con passaggio del refrigerante**

Weldon DIN/1835 B+E - Rigid coolant thru tapholders


**WELDON**

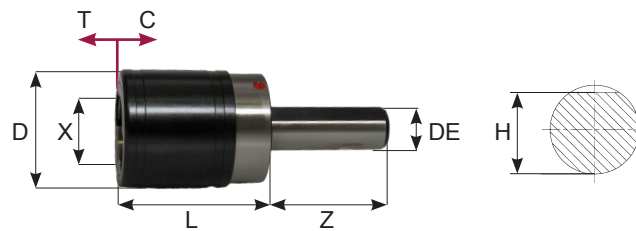
CODICE	WS	CAP	X	D	Z	L	EUR
WS20-TLR1-L38C	20	M3 ÷ M12	19	32	53	38	
WS25-TLR1-L38C	25	M3 ÷ M12	19	32	53	38	
WS25-TLR2-L54C	25	M8 ÷ M20	31	50	53	54	
WS32-TLR2-L54C	32	M8 ÷ M20	31	50	60	54	
WS32-TLR3-L83C	32	M14 ÷ M33	48	72	60	83	

**INCH**

CODICE	WS	CAP	X	D	Z	L	EUR
WS0750-TLR1-1.46	0.75	M3 ÷ M12	0.74	1.25	2.03	1.46	
WS1000-TLR1-1.49	1	M3 ÷ M12	0.74	1.25	2.03	1.49	
WS1250-TLR1-1.65	1.25	M3 ÷ M12	0.74	1.25	2.03	1.65	
WS1000-TLR2-2.12	1	M8 ÷ M20	1.22	1.96	2.28	2.12	
WS1250-TLR2-2.12	1.25	M8 ÷ M20	1.22	1.96	2.28	2.12	
WS1250-TLR3-3.27	1.25	M14 ÷ M33	1.88	2.83	2.28	3.27	
WS1500-TLR3-3.27	1.50	M14 ÷ M33	1.88	2.83	2.28	3.27	

**Mandrini cilindrici con compensazione e trazione DIN/1835/A**

DIN/1835/A - Tension/Compression tapholders



**CILINDRICO**

CODICE	DE	H	CAP	X	D	Z	L	T	C	EUR
DE16-THTC0-L37	16	15	M1 ÷ M10	13	26	56	37	6.5	6.5	
DE20-THTC0-L37	20	18.5								
DE16-THTC1-L39	16	15	M3 ÷ M12	19	36	58	39	7.5	7.5	
DE20-THTC1-L39	20	18.5								
DE25-THTC1-L39	25	23								
DE30-THTC1-L39	30	28.5								
DE32-THTC1-L39	32	30.5								
DE40-THTC1-L39	40	38.5								
DE20-THTC2-L63	20	18.5	M8 ÷ M20	31	53	77	63	12.5	12.5	
DE25-THTC2-L63	25	23								
DE30-THTC2-L63	30	28.5								
DE32-THTC2-L63	32	30.5								
DE35-THTC2-L63	35	33.5								
DE40-THTC2-L63	40	38.5								
DE25-THTC3-L98	25	23	M14 ÷ M33	48	78	100	98	20	20	
DE30-THTC3-L98	30	28.5								
DE32-THTC3-L98	32	30.5								
DE35-THTC3-L98	35	33.5								
DE40-THTC3-L98	40	38.5								

Disponibile anche solo trazione. Also available only tension.

**Mandrini ABS con compensazione e trazione**

Tension/Compression tapholders ABS


**ABS**


CODICE	DE	CAP	X	D	Z	L	T	C	EUR
ABS25-THTC0-L77	13	M1 ÷ M10	13	26	20	77	6.5	6.5	
ABS40-THTC1-L68	20	M3 ÷ M12	19	36	26	68	7.5	7.5	
ABS50-THTC1-L70	28				31	70			
ABS63-THTC1-L56	34				38	56			
ABS50-THTC2-L102	28	M8 ÷ M20	31	53	31	102	12.5	12.5	
ABS63-THTC2-L88	34				38	88			
ABS63-THTC3-L155	34	M14 ÷ M33	48	78	38	155	20	20	
ABS100-THTC4-L182	56	M22 ÷ M48	60	96	55	182	22.5	22.5	

Disponibile anche solo trazione. Also available only tension.

SONO ESCLUSI DALLA FORNITURA LA VITE DI BLOCCAGGIO E IL PERNO DI RIFERIMENTO.  
 SET SCREW AND RELATIVE PIN HAVE TO BE ORDERED SEPARATELY.

**Mandrini cilindrici con compensazione e trazione DIN/6585**

DIN/6585 - Tension/Compression tapholders

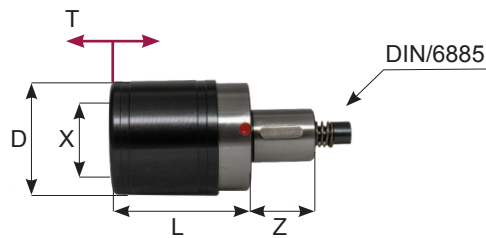


**CILINDRICO**

CODICE	CAP	X	D	Z	L	T	C	DIN/6885	EUR
DS15-THTC0-L37	M1 ÷ M10	13	26	18	37	6.5	6.5	5x3x12	
DS20-THTC1-L39	M3 ÷ M12	19	36	24	39	7.5	7.5	6x4x16	
DS25-THTC2-L63	M8 ÷ M20	31	53	30	63	12.5	12.5	6x6x20	

**Mandrini cilindrici solo trazione DIN/6585**

DIN/6585 - Tension/Compression tapholders

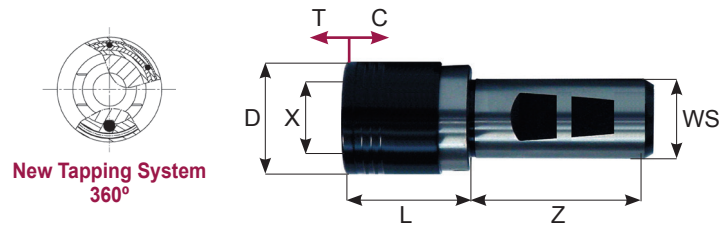


**CILINDRICO**

CODICE	CAP	X	D	Z	L	T	C	DIN/6885	EUR
DS15-THT0-L37	M1 ÷ M10	13	26	18	37	6.5	0	5x3x12	
DS20-THT1-L39	M3 ÷ M12	19	36	24	39	7.5	0	6x4x16	
DS25-THT2-L63	M8 ÷ M20	31	53	30	63	12.5	0	6x6x20	

**Mandrini con compensazione e trazione Weldon DIN/1835 B+E / GC**

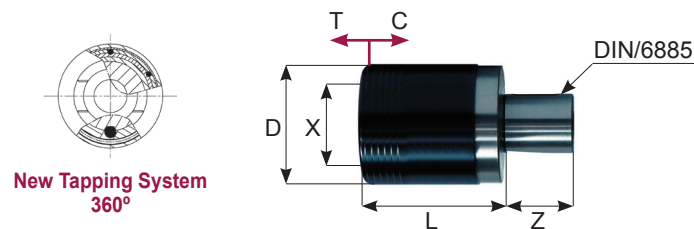
Weldon DIN/1835 B+E-Tension/Compression tapholders GC


**WELDON**

CODICE	WS	CAP	X	D	Z	L	T	C	EUR
WS25-GCTC1-L45	25	M3 ÷ M12	19	39	53	45	7.5	7.5	
WS25-GCT1-L37.5						37.5	0	12.5	
WS25-GCTC2-L68	25	M8 ÷ M20	31	60	53	68	10	10	
WS25-GCT2-L58						58	0	16.5	
WS32-GCTC3-L99	32	M14 ÷ M33	48	86	60	99	17.5	17.5	
WS32-GCT3-L81.5						81.5	0	35	

**Mandrini cilindrici con compensazione e trazione DIN/6585 / GC**

DIN/6585 - Tension/Compression tapholders GC



**CILINDRICO**

CODICE	CAP	X	D	Z	L	T	C	DIN/6885	EUR
DS20-GCTC1-L45	M1 ÷ M10	19	39	24	45	7.5	7.5	6x4x16	
DS20-GCT1-L37.5					37.5	0	12.5		
DS25-GCTC2-L68	M8 ÷ M20	31	60	30	68	10	10	6x6x20	
DS25-GCT2-L58					58	0	16.5		
DS36-GCTC3-L99	M14 ÷ M33	48	86	46	99	17.5	17.5	10x6x32	
DS36-GCT3-L81.5					81.5	0	35		



**Mandrini cilindrici per braccio a maschiare**


Tapping spindle


**CILINDRICO**

CODICE	ATTACCO	CAP	X	D	L	EUR
DE14-TLR1-L65	14	M3 ÷ M12	19	32	59	
DE16-TLR1-L65	16				65	
DE16-TLR2-L87	16	M8 ÷ M20	31	50	87	
DE25-TLR2-L99	25				99	
DE22-TLR3-L118	22	M14 ÷ M33	48	72	118	
DE25-TLR3-L136	25				136	
DE32-TLR3-L140	32				140	
DE22-TLR4-L156	22	M22 ÷ M48	60	95	156	
DE25-TLR4-L139	25				139	
DE32-TLR4-L156	32				156	
DE35-TLR4-L139	35				159	
DE40-TLR4-L139	40				139	

**Portamaschi a cambio rapido con compensazione e trazione Portapinzze**

Quick change Tension/Compression ER collets tapholders


**WELDON**

CODICE	PORTAMASCHIO	SEP	CAP	H	L	T	C	EUR
WS20.H65.ERC16TC	WS20-THTC1-L39	SEP1-ER16	M3 ÷ M12	65	51	7.5	7.5	
WS25.H65.ERC16TC	WS25-THTC1-L39			65	53	7.5	7.5	
WS20.H85.ERC20TC	WS20-THTC1-L39	SEP1-ER20	M3 ÷ M16	85	51	7.5	7.5	
WS25.H85.ERC20TC	WS25-THTC1-L39			85	53	7.5	7.5	
WS20.H89.ERC25TC	WS20-THTC1-L39	SEP1-ER25	M3 ÷ M20	89	51	7.5	7.5	
WS25.H89.ERC25TC	WS25-THTC1-L39			89	53	7.5	7.5	
WS25.H93.ERC25TC	WS25-THTC2-L63	SEP2-ER25	M3 ÷ M20	93	53	12.5	12.5	
WS32.H93.ERC25TC	WS32-THTC2-L63			93	60	12.5	12.5	
WS25.H117.ERC32TC	WS25-THTC2-L63	SEP2-ER32	M3 ÷ M27	117	53	12.5	12.5	
WS32.H117.ERC32TC	WS32-THTC2-L63			117	60	12.5	12.5	
WS25.H128.ERC40TC	WS25-THTC2-L63	SEP2-ER40	M6 ÷ M27	128	53	12.5	12.5	
WS32.H128.ERC40TC	WS32-THTC2-L63			128	60	12.5	12.5	