



# **BUSSOLE PORTAMASCHI - PINZE - TIRANTI E RICAMBI**

ADAPTERS - COLLETS -  
PULL STUDS AND  
ACCESSORIES

# 1D

# BUSSOLE PORTAMASCHI - PINZE - TIRANTI E RICAMBI

ADAPTERS - COLLETS - PULL STUDS AND ACCESSORIES

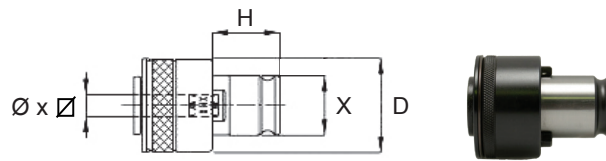


**BUSSOLE CON FRIZIONE**  
TORQUE CONTROL TAP COLLETS

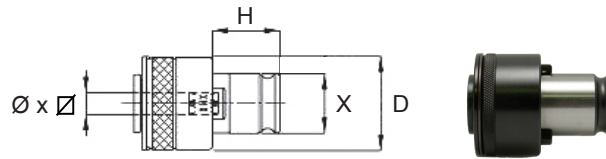


**BUSSOLE CON FRIZIONE A FISSAGGIO MANUALE**  
TORQUE CONTROL TAP COLLETS WITH SET SCREWS

**1D**

**Bussole con frizione**  
 Torque Control Tap Collets

**SES DIN**

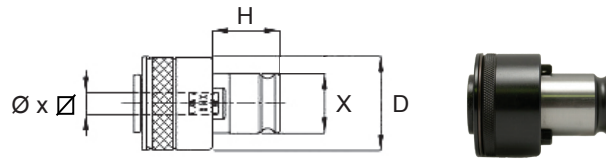
| CODICE         | TIPO     | CAP                | Ø x ∅     | X  | H    | D    | EUR |
|----------------|----------|--------------------|-----------|----|------|------|-----|
| SES0-2.5 x 2.1 | 0        | M1 - 1.8           | 2.5 x 2.1 | 13 | 19.5 | 24   |     |
| SES0-2.8 x 2.1 |          | M2 - 2.2 - 2.5     | 2.8 x 2.1 |    |      |      |     |
| SES0-3.5 x 2.7 |          | M3 - 5             | 3.5 x 2.7 |    |      |      |     |
| SES0-4 x 3     |          | M3.5               | 4 x 3     |    |      |      |     |
| SES0-4.5 x 3.4 |          | M4 - 6             | 4.5 x 3.4 |    |      |      |     |
| SES0-6 x 4.9   |          | M5 - 6 - 8         | 6 x 4.9   |    |      |      |     |
| SES0-7 x 5.5   |          | M10                | 7 x 5.5   |    |      |      |     |
| SES1-2.5 x 2.1 | 1        | M1 - 1.8           | 2.5 x 2.1 | 19 | 21.5 | 32.5 |     |
| SES1-2.8 x 2.1 |          | M2 - 2.2 - 2.5 - 4 | 2.8 x 2.1 |    |      |      |     |
| SES1-3.5 x 2.7 |          | M3                 | 3.5 x 2.7 |    |      |      |     |
| SES1-4 x 3     |          | M3.5               | 4 x 3     |    |      |      |     |
| SES1-4.5 x 3.4 |          | M4                 | 4.5 x 3.4 |    |      |      |     |
| SES1-6 x 4.9   |          | M5 - 6 - 8         | 6 x 4.9   |    |      |      |     |
| SES1-7 x 5.5   |          | M10                | 7 x 5.5   |    |      |      |     |
| SES1-8 x 6.2   |          | M8                 | 8 x 6.2   |    |      |      |     |
| SES1-9 x 7     |          | M12                | 9 x 7     |    |      |      |     |
| SES1-10 x 8    |          | M10                | 10 x 8    |    |      |      |     |
| SES1-11 x 9    | M14      | 11 x 9             |           |    |      |      |     |
| SES2-3.5 x 2.7 | 2        | M3                 | 3.5 x 2.7 | 31 | 35   | 50.5 |     |
| SES2-4 x 3     |          | M3.5               | 4 x 3     |    |      |      |     |
| SES2-4.5 x 3.4 |          | M4                 | 4.5 x 3.4 |    |      |      |     |
| SES2-6 x 4.9   |          | M5 - 6 - 8         | 6 x 4.9   |    |      |      |     |
| SES2-7 x 5.5   |          | M10                | 7 x 5.5   |    |      |      |     |
| SES2-8 x 6.2   |          | M8                 | 8 x 6.2   |    |      |      |     |
| SES2-9 x 7     |          | M12                | 9 x 7     |    |      |      |     |
| SES2-10 x 8    |          | M10                | 10 x 8    |    |      |      |     |
| SES2-11 x 9    |          | M14                | 11 x 9    |    |      |      |     |
| SES2-12 x 9    |          | M16                | 12 x 9    |    |      |      |     |
| SES2-14 x 11   |          | M18                | 14 x 11   |    |      |      |     |
| SES2-16 x 12   |          | M20                | 16 x 12   |    |      |      |     |
| SES2-18 x 14.5 |          | M22 - 24           | 18 x 14.5 |    |      |      |     |
| SES3-9 x 7     | 3        | M12                | 9 x 7     | 48 | 55.5 | 72   |     |
| SES3-10 x 8    |          | M10                | 10 x 8    |    |      |      |     |
| SES3-11 x 9    |          | M14                | 11 x 9    |    |      |      |     |
| SES3-12 x 9    |          | M16                | 12 x 9    |    |      |      |     |
| SES3-14 x 11   |          | M18                | 14 x 11   |    |      |      |     |
| SES3-16 x 12   |          | M20                | 16 x 12   |    |      |      |     |
| SES3-18 x 14.5 |          | M22 - 24           | 18 x 14.5 |    |      |      |     |
| SES3-20 x 16   |          | M27                | 20 x 16   |    |      |      |     |
| SES3-22 x 18   |          | M30                | 22 x 18   |    |      |      |     |
| SES3-25 x 20   |          | M33                | 25 x 20   |    |      |      |     |
| SES3-28 x 22   | M36      | 28 x 22            |           |    |      |      |     |
| SES4-16 x 12   | 4        | M20                | 16 x 12   | 60 | 62.8 | 95   |     |
| SES4-18 x 14.5 |          | M22 - 24           | 18 x 14.5 |    |      |      |     |
| SES4-20 x 16   |          | M27                | 20 x 16   |    |      |      |     |
| SES4-22 x 18   |          | M30                | 22 x 18   |    |      |      |     |
| SES4-25 x 20   |          | M33                | 25 x 20   |    |      |      |     |
| SES4-28 x 22   |          | M36                | 28 x 22   |    |      |      |     |
| SES4-32 x 24   |          | M39 - 42           | 32 x 24   |    |      |      |     |
| SES4-36 x 29   | M45 - 48 | 36 x 29            |           |    |      |      |     |

**Bussole con frizione**  
 Torque Control Tap Collets

**SES ISO**

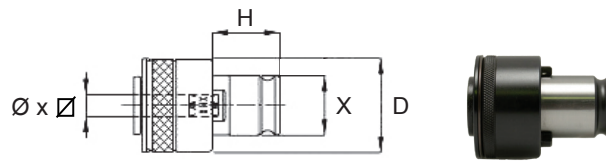
| CODICE          | TIPO     | CAP         | Ø x Ø      | X  | H    | D    | EUR |
|-----------------|----------|-------------|------------|----|------|------|-----|
| SES0-2.24 x 1.8 | 0        | M3          | 2.24 x 1.8 | 13 | 19.5 | 24   |     |
| SES0-2.5 x 2    |          | M2 - M3.5   | 2.5 x 2    |    |      |      |     |
| SES0-2.8 x 2.24 |          | M2.2 - M2.5 | 2.8 x 2.24 |    |      |      |     |
| SES0-3.15 x 2.5 |          | M3 - M4     | 3.15 x 2.5 |    |      |      |     |
| SES0-3.55 x 2.8 |          | M3.5 - M4.5 | 3.55 x 2.8 |    |      |      |     |
| SES0-4 x 3.15   |          | M4 - M5     | 4 x 3.15   |    |      |      |     |
| SES0-4.5 x 3.55 |          | M4.5 - M4.6 | 4.5 x 3.55 |    |      |      |     |
| SES0-5 x 4      |          | M5          | 5 x 4      |    |      |      |     |
| SES0-5.6 x 4.5  |          | M7          | 5.6 x 4.5  |    |      |      |     |
| SES0-6.3 x 5    |          | M6 - M8     | 6.3 x 5    |    |      |      |     |
| SES0-7.1 x 5.6  |          | M7 - M10    | 7.1 x 5.6  |    |      |      |     |
| SES0-8 x 6.3    |          | M8 - M10    | 8 x 6.3    |    |      |      |     |
| SES1-2.24 x 1.8 | 1        | M3          | 2.24 x 1.8 | 19 | 21.5 | 32.5 |     |
| SES1-2.5 x 2    |          | M2 - M3.5   | 2.5 x 2    |    |      |      |     |
| SES1-2.8 x 2.24 |          | M2.2 - M2.5 | 2.8 x 2.24 |    |      |      |     |
| SES1-3.15 x 2.5 |          | M3 - M4     | 3.15 x 2.5 |    |      |      |     |
| SES1-3.55 x 2.8 |          | M3.5 - M4.5 | 3.55 x 2.8 |    |      |      |     |
| SES1-4 x 3.15   |          | M4 - M5     | 4 x 3.15   |    |      |      |     |
| SES1-4.5 x 3.55 |          | M4.5 - M4.6 | 4.5 x 3.55 |    |      |      |     |
| SES1-5 x 4      |          | M5          | 5 x 4      |    |      |      |     |
| SES1-5.6 x 4.5  |          | M7          | 5.6 x 4.5  |    |      |      |     |
| SES1-6.3 x 5    |          | M6 - M8     | 6.3 x 5    |    |      |      |     |
| SES1-7.1 x 5.6  |          | M7 - M10    | 7.1 x 5.6  |    |      |      |     |
| SES1-8 x 6.3    |          | M8 - M10    | 8 x 6.3    |    |      |      |     |
| SES1-9 x 7.1    | M9 - M12 | 9 x 7.1     |            |    |      |      |     |
| SES1-10 x 8     | M10      | 10 x 8      |            |    |      |      |     |
| SES1-11.2 x 9   | M14      | 11.2 x 9    |            |    |      |      |     |
| SES2-6.3 x 5    | 2        | M6 - M8     | 6.3 x 5    | 31 | 35   | 50.5 |     |
| SES2-7.1 x 5.6  |          | M7 - M10    | 7.1 x 5.6  |    |      |      |     |
| SES2-8 x 6.3    |          | M8 - M10    | 8 x 6.3    |    |      |      |     |
| SES2-9 x 7.1    |          | M9 - M12    | 9 x 7.1    |    |      |      |     |
| SES2-10 x 8     |          | M10         | 10 x 8     |    |      |      |     |
| SES2-11.2 x 9   |          | M14         | 11.2 x 9   |    |      |      |     |
| SES2-12.5 x 10  |          | M16         | 12.5 x 10  |    |      |      |     |
| SES2-14 x 11.2  |          | M18 - M20   | 14 x 11.2  |    |      |      |     |
| SES2-16 x 12.5  |          | M22         | 16 x 12.5  |    |      |      |     |
| SES2-18 x 14    |          | M24         | 18 x 14    |    |      |      |     |

**Bussole con frizione**

Torque Control Tap Collets


**SES ISO**

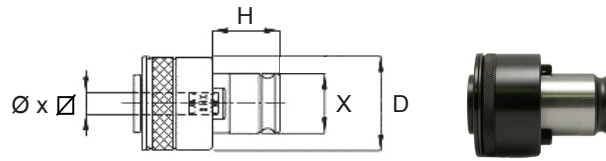
| CODICE         | TIPO | CAP       | Ø X ∅     | D  | H    | X  | EUR |
|----------------|------|-----------|-----------|----|------|----|-----|
| SES3-11.2 x 9  | 3    | M14       | 11.2 x 9  | 48 | 55.5 | 72 |     |
| SES3-12.5 x 10 |      | M16       | 12.5 x 10 |    |      |    |     |
| SES3-14 x 11.2 |      | M18 - M20 | 14 x 11.2 |    |      |    |     |
| SES3-16 x 12.5 |      | M22       | 16 x 12.5 |    |      |    |     |
| SES3-18 x 14   |      | M24       | 18 x 14   |    |      |    |     |
| SES3-20 x 16   |      | M30       | 20 x 16   |    |      |    |     |
| SES3-22.4 x 18 |      | M33       | 22.4 x 18 |    |      |    |     |
| SES3-25 x 20   |      | M33 - M36 | 25 x 20   |    |      |    |     |
| SES3-28 x 22.4 |      | M39 - M42 | 28 x 22.4 |    |      |    |     |
| SES4-16 x 12.5 | 4    | M22       | 16 x 12.5 | 60 | 62.8 | 95 |     |
| SES4-18 x 14   |      | M24       | 18 x 14   |    |      |    |     |
| SES4-20 x 16   |      | M30       | 20 x 16   |    |      |    |     |
| SES4-22.4 x 18 |      | M33       | 22.4 x 18 |    |      |    |     |
| SES4-25 x 20   |      | M33 - M36 | 25 x 20   |    |      |    |     |
| SES4-28 x 22.4 |      | M39 - M42 | 28 x 22.4 |    |      |    |     |
| SES4-31.5 x 25 |      | M45 - M48 | 31.5 x 25 |    |      |    |     |

**Bussole con frizione**  
 Torque Control Tap Collets

**SES JIS**

| CODICE         | TIPO | CAP | Ø X ∅     | X  | H    | D    | EUR |
|----------------|------|-----|-----------|----|------|------|-----|
| SES0-3 x 2.5   | 0    | M2  | 3 x 2.5   | 13 | 19.5 | 24   |     |
| SES0-4 x 3.2   |      | M3  | 4 x 3.2   |    |      |      |     |
| SES0-5.5 x 4.5 |      | M5  | 5.5 x 4.5 |    |      |      |     |
| SES0-6 x 4.5   |      | M6  | 6 x 4.5   |    |      |      |     |
| SES0-6.2 x 5   |      | M8  | 6.2 x 5   |    |      |      |     |
| SES1-3 x 2.5   | 1    | M2  | 3 x 2.5   | 19 | 21.5 | 32.5 |     |
| SES1-4 x 3.2   |      | M3  | 4 x 3.2   |    |      |      |     |
| SES1-5.5 x 4.5 |      | M5  | 5.5 x 4.5 |    |      |      |     |
| SES1-6 x 4.5   |      | M6  | 6 x 4.5   |    |      |      |     |
| SES1-6.2 x 5   |      | M8  | 6.2 x 5   |    |      |      |     |
| SES1-7 x 5.5   |      | M9  | 7 x 5.5   |    |      |      |     |
| SES1-8 x 6     |      | M8  | 8 x 6     |    |      |      |     |
| SES1-8.5 x 6.5 |      | M12 | 8.5 x 6.5 |    |      |      |     |
| SES1-9.5 x 7   |      | M13 | 9.5 x 7   |    |      |      |     |
| SES1-10.5 x 8  |      | M14 | 10.5 x 8  |    |      |      |     |
| SES2-6 x 4.5   | 2    | M6  | 6 x 4.5   | 31 | 35   | 50.5 |     |
| SES2-6.2 x 5   |      | M8  | 6.2 x 5   |    |      |      |     |
| SES2-7 x 5.5   |      | M9  | 7 x 5.5   |    |      |      |     |
| SES2-8 x 6     |      | M8  | 8 x 6     |    |      |      |     |
| SES2-8.5 x 6.5 |      | M12 | 8.5 x 6.5 |    |      |      |     |
| SES2-9.5 x 7   |      | M13 | 9.5 x 7   |    |      |      |     |
| SES2-10.5 x 8  |      | M14 | 10.5 x 8  |    |      |      |     |
| SES2-12.5 x 10 |      | M16 | 12.5 x 10 |    |      |      |     |
| SES2-13 x 10   |      | M17 | 13 x 10   |    |      |      |     |
| SES2-14 x 11   |      | M18 | 14 x 11   |    |      |      |     |
| SES2-15 x 12   |      | M20 | 15 x 12   |    |      |      |     |
| SES2-17 x 13   |      | M22 | 17 x 13   |    |      |      |     |
| SES3-10.5 x 8  | 3    | M14 | 10.5 x 8  | 48 | 55.5 | 72   |     |
| SES3-12.5 x 10 |      | M16 | 12.5 x 10 |    |      |      |     |
| SES3-13 x 10   |      | M17 | 13 x 10   |    |      |      |     |
| SES3-14 x 11   |      | M18 | 14 x 11   |    |      |      |     |
| SES3-15 x 12   |      | M20 | 15 x 12   |    |      |      |     |
| SES3-17 x 13   |      | M22 | 17 x 13   |    |      |      |     |
| SES3-19 x 15   |      | M24 | 19 x 15   |    |      |      |     |
| SES3-20 x 15   |      | M27 | 20 x 15   |    |      |      |     |
| SES3-21 x 17   |      | M28 | 21 x 17   |    |      |      |     |
| SES3-23 x 17   |      | M30 | 23 x 17   |    |      |      |     |
| SES3-24 x 19   |      | M32 | 24 x 19   |    |      |      |     |
| SES3-25 x 19   |      | M33 | 25 x 19   |    |      |      |     |
| SES3-26 x 21   |      | M34 | 26 x 21   |    |      |      |     |
| SES3-28 x 21   |      | M36 | 28 x 21   |    |      |      |     |

**Bussole con frizione in pollici**

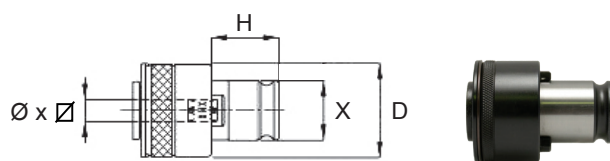
Torque Control Tap Collets with safety clutch


**CES INCH**

| CODICE     | TIPO  | MASCHIO | Ø x ∅         | X    | H    | D    | EUR         |
|------------|-------|---------|---------------|------|------|------|-------------|
| CES1-#6    | 1     | #6      | .141 x .110   | 0.75 | 0.85 | 1.28 |             |
| CES1-#8    |       | #8      | .168 x .131   |      |      |      |             |
| CES1-#10   |       | #10     | .194 x .152   |      |      |      |             |
| CES1-#12   |       | #12     | .220 x .165   |      |      |      |             |
| CES1-1/4   |       | 1/4     | .255 x .191   |      |      |      |             |
| CES1-5/16  |       | 5/16    | .318 x .238   |      |      |      |             |
| CES1-3/8   |       | 3/8     | .381 x .286   |      |      |      |             |
| CES1-7/16  |       | 7/16    | .323 x .242   |      |      |      |             |
| CES1-1/2   |       | 1/2     | .367 x .275   |      |      |      |             |
| CES1-9/16  |       | 9/16    | .429 x .322   |      |      |      |             |
| CES1-3/8SS |       | 3/8SS   | .275 x .206   |      |      |      |             |
| CES1-1/8SS |       | 1/8SS   | .3125 x .234  |      |      |      |             |
| CES1-1/8LS |       | 1/8LS   | .4375 x .328  |      |      |      |             |
| CES2-1/4   |       | 2       | 1/4           |      |      |      | .255 x .191 |
| CES2-5/16  | 5/16  |         | .318 x .238   |      |      |      |             |
| CES2-3/8   | 3/8   |         | .381 x .286   |      |      |      |             |
| CES2-7/16  | 7/16  |         | .323 x .242   |      |      |      |             |
| CES2-1/2   | 1/2   |         | .367 x .275   |      |      |      |             |
| CES2-9/16  | 9/16  |         | .429 x .322   |      |      |      |             |
| CES2-3/8SS | 3/8SS |         | .275 x .206   |      |      |      |             |
| CES2-1/8SS | 1/8SS |         | .3125 x .234  |      |      |      |             |
| CES2-1/8LS | 1/8LS |         | .4375 x .328  |      |      |      |             |
| CES2-5/8   | 5/8   |         | .480 x .360   |      |      |      |             |
| CES2-11/16 | 11/16 |         | .542 x .406   |      |      |      |             |
| CES2-3/4   | 3/4   |         | .590 x .442   |      |      |      |             |
| CES2-13/16 | 13/16 |         | .652 x .489   |      |      |      |             |
| CES2-7/8   | 7/8   |         | .697 x .523   |      |      |      |             |
| CES3-13/16 | 3     | 13/16   | .652 x .489   | 1.89 | 2.18 | 2.83 |             |
| CES3-7/8   |       | 7/8     | .697 x .523   |      |      |      |             |
| CES3-15/16 |       | 15/16   | .760 x .570   |      |      |      |             |
| CES3-1     |       | 1       | .800 x .600   |      |      |      |             |
| CES3-1-1/8 |       | 1-1/8   | .896 x .672   |      |      |      |             |
| CES3-1-1/4 |       | 1-1/4   | 1.021 x .766  |      |      |      |             |
| CES3-1-3/8 |       | 1-3/8   | 1.108 x .831  |      |      |      |             |
| CES4-1     | 4     | 1       | .800 x .600   | 2.36 | 2.47 | 3.54 |             |
| CES4-1-1/4 |       | 1-1/4   | 1.021 x .766  |      |      |      |             |
| CES4-1-1/2 |       | 1-1/2   | 1.233 x .925  |      |      |      |             |
| CES4-1-3/4 |       | 1-3/4   | 1.430 x 1.072 |      |      |      |             |
| CES4-1-1/8 |       | 1-1/8   | .896 x .672   |      |      |      |             |
| CES4-1-3/8 |       | 1-3/8   | 1.108 x .831  |      |      |      |             |
| CES4-1-5/8 |       | 1-5/8   | 1.305 x 1.979 |      |      |      |             |
| CES4-1-7/8 |       | 1-7/8   | 1.519 x 1.139 |      |      |      |             |

**Bussole con frizione in pollici PIPE**

Torque Control Tap Collets with safety clutch PIPE

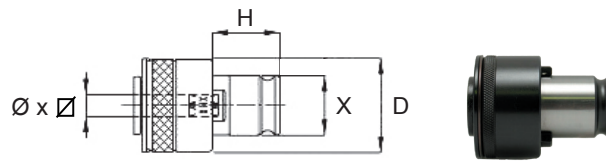

**CESR INCH**

| CODICE       | TIPO | MASCHIO | Ø x ∅          | X    | H    | D    | EUR |
|--------------|------|---------|----------------|------|------|------|-----|
| CESR2-1/4P   | 2    | 1/4P    | .5625 x .421   | 1.22 | 1.38 | 1.99 |     |
| CESR2-3/8P   |      | 3/8P    | .700 x .531    |      |      |      |     |
| CESR2-1/2P   |      | 1/2P    | .6875 x .515   |      |      |      |     |
| CESR3-3/8P   | 3    | 3/8P    | .700 x .531    | 1.89 | 2.18 | 2.83 |     |
| CESR3-1/2P   |      | 1/2P    | .6875 x .515   |      |      |      |     |
| CESR3-3/4P   |      | 3/4P    | .906 x .697    |      |      |      |     |
| CESR3-1P     |      | 1P      | 1.125 x .843   |      |      |      |     |
| CESR4-1-1/4P | 4    | 1-1/4P  | 1.3125 x 1.984 | 2.36 | 2.47 | 3.54 |     |
| CESR4-1-1/2P |      | 1-1/2P  | 1.50 x 1.125   |      |      |      |     |



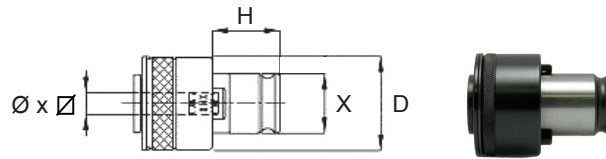
**Bussole con frizione con passaggio del refrigerante**

Quick change adaptors for tapping with safety clutch and with coolant thru


**SESC DIN**

| CODICE          | TIPO     | CAP        | Ø x ∅     | X  | H    | D    | K  | R  | EUR |
|-----------------|----------|------------|-----------|----|------|------|----|----|-----|
| SESC1-3.5 x 2.7 | 1        | M3 - 4     | 3.5 x 2.7 | 19 | 21.5 | 32.5 | 25 | 17 |     |
| SESC1-4 x 3     |          | M3.5       | 4 x 3     |    |      |      |    |    |     |
| SESC1-4.5 x 3.4 |          | M4 - 6     | 4.5 x 3.4 |    |      |      |    |    |     |
| SESC1-6 x 4.9   |          | M5 - 6 - 8 | 6 x 4.9   |    |      |      |    |    |     |
| SESC1-7 x 5.5   |          | M10        | 7 x 5.5   |    |      |      |    |    |     |
| SESC1-8 x 6.2   |          | M8 - 10    | 8 x 6.2   |    |      |      |    |    |     |
| SESC1-9 x 7     |          | M12        | 9 x 7     |    |      |      |    |    |     |
| SESC1-10 x 8    |          | M10        | 10 x 8    |    |      |      |    |    |     |
| SESC1-11 x 9    |          | M14        | 11 x 9    |    |      |      |    |    |     |
| SESC2-6 x 4.9   | 2        | M5 - 6 - 8 | 6 x 4.9   | 31 | 35   | 50.5 | 34 | 30 |     |
| SESC2-7 x 5.5   |          | M10        | 7 x 5.5   |    |      |      |    |    |     |
| SESC2-8 x 6.2   |          | M8 - 10    | 8 x 6.2   |    |      |      |    |    |     |
| SESC2-9 x 7     |          | M12        | 9 x 7     |    |      |      |    |    |     |
| SESC2-10 x 8    |          | M10        | 10 x 8    |    |      |      |    |    |     |
| SESC2-11 x 9    |          | M14        | 11 x 9    |    |      |      |    |    |     |
| SESC2-12 x 9    |          | M16        | 12 x 9    |    |      |      |    |    |     |
| SESC2-14 x 11   |          | M18        | 14 x 11   |    |      |      |    |    |     |
| SESC2-16 x 12   |          | M20        | 16 x 12   |    |      |      |    |    |     |
| SESC2-18 x 14.5 | M22 - 24 | 18 x 14.5  |           |    |      |      |    |    |     |
| SESC3-11 x 9    | 3        | M14        | 11 x 9    | 48 | 55.5 | 72   | 45 | 44 |     |
| SESC3-12 x 9    |          | M16        | 12 x 9    |    |      |      |    |    |     |
| SESC3-14 x 11   |          | M18        | 14 x 11   |    |      |      |    |    |     |
| SESC3-16 x 12   |          | M20        | 16 x 12   |    |      |      |    |    |     |
| SESC3-18 x 14.5 |          | M22 - 24   | 18 x 14.5 |    |      |      |    |    |     |
| SESC3-20 x 16   |          | M27 - M30  | 20 x 16   |    |      |      |    |    |     |
| SESC3-22 x 18   |          | M30        | 22 x 18   |    |      |      |    |    |     |
| SESC3-25 x 20   |          | M33 - M36  | 25 x 20   |    |      |      |    |    |     |
| SESC3-28 x 22   | M36      | 28 x 22    |           |    |      |      |    |    |     |

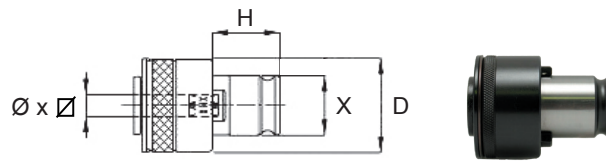
**Bussole con frizione con passaggio del refrigerante in pollici**  
 Quick change adaptors for tapping with safety clutch and with coolant thru


**CESC INCH**

| CODICE      | TIPO  | MASCHIO | Ø x ∅         | X    | H    | D    | EUR         |
|-------------|-------|---------|---------------|------|------|------|-------------|
| CESC1-#6    | 1     | #6      | .141 x .110   | 0.75 | 0.85 | 1.28 |             |
| CESC1-#8    |       | #8      | .168 x .131   |      |      |      |             |
| CESC1-#10   |       | #10     | .194 x .152   |      |      |      |             |
| CESC1-#12   |       | #12     | .220 x .165   |      |      |      |             |
| CESC1-1/4   |       | 1/4     | .255 x .191   |      |      |      |             |
| CESC1-5/16  |       | 5/16    | .318 x .238   |      |      |      |             |
| CESC1-3/8   |       | 3/8     | .381 x .286   |      |      |      |             |
| CESC1-7/16  |       | 7/16    | .323 x .242   |      |      |      |             |
| CESC1-1/2   |       | 1/2     | .367 x .275   |      |      |      |             |
| CESC1-9/16  |       | 9/16    | .429 x .322   |      |      |      |             |
| CESC1-3/8SS |       | 3/8SS   | .275 x .206   |      |      |      |             |
| CESC1-1/8SS |       | 1/8SS   | .3125 x .234  |      |      |      |             |
| CESC1-1/8LS |       | 1/8LS   | .4375 x .328  |      |      |      |             |
| CESC2-1/4   |       | 2       | 1/4           |      |      |      | .255 x .191 |
| CESC2-5/16  | 5/16  |         | .318 x .238   |      |      |      |             |
| CESC2-3/8   | 3/8   |         | .381 x .286   |      |      |      |             |
| CESC2-7/16  | 7/16  |         | .323 x .242   |      |      |      |             |
| CESC2-1/2   | 1/2   |         | .367 x .275   |      |      |      |             |
| CESC2-9/16  | 9/16  |         | .429 x .322   |      |      |      |             |
| CESC2-3/8SS | 3/8SS |         | .275 x .206   |      |      |      |             |
| CESC2-1/8SS | 1/8SS |         | .3125 x .234  |      |      |      |             |
| CESC2-1/8LS | 1/8LS |         | .4375 x .328  |      |      |      |             |
| CESC2-5/8   | 5/8   |         | .480 x .360   |      |      |      |             |
| CESC2-11/16 | 11/16 |         | .542 x .406   |      |      |      |             |
| CESC2-3/4   | 3/4   |         | .590 x .442   |      |      |      |             |
| CESC2-13/16 | 13/16 |         | .652 x .489   |      |      |      |             |
| CESC2-7/8   | 7/8   |         | .697 x .523   |      |      |      |             |
| CESC3-13/16 | 3     | 13/16   | .652 x .489   | 1.89 | 2.18 | 2.83 |             |
| CESC3-7/8   |       | 7/8     | .697 x .523   |      |      |      |             |
| CESC3-15/16 |       | 15/16   | .760 x .570   |      |      |      |             |
| CESC3-1     |       | 1       | .800 x .600   |      |      |      |             |
| CESC3-1-1/8 |       | 1-1/8   | .896 x .672   |      |      |      |             |
| CESC3-1-1/4 |       | 1-1/4   | 1.021 x .766  |      |      |      |             |
| CESC3-1-3/8 |       | 1-3/8   | 1.108 x .831  |      |      |      |             |
| CESC4-1     | 4     | 1       | .800 x .600   | 2.36 | 2.47 | 3.54 |             |
| CESC4-1-1/4 |       | 1-1/4   | 1.021 x .766  |      |      |      |             |
| CESC4-1-1/2 |       | 1-1/2   | 1.233 x .925  |      |      |      |             |
| CESC4-1-3/4 |       | 1-3/4   | 1.430 x 1.072 |      |      |      |             |
| CESC4-1-1/8 |       | 1-1/8   | .896 x .672   |      |      |      |             |
| CESC4-1-3/8 |       | 1-3/8   | 1.108 x .831  |      |      |      |             |
| CESC4-1-5/8 |       | 1-5/8   | 1.305 x 1.979 |      |      |      |             |
| CESC4-1-7/8 |       | 1-7/8   | 1.519 x 1.139 |      |      |      |             |

**Bussole con frizione con passaggio del refrigerante in pollici PIPE**

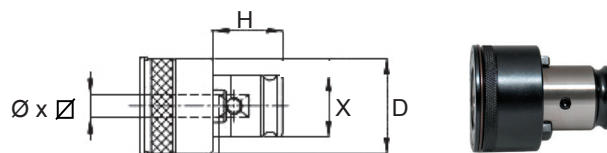
Quick change adaptors for tapping with safety clutch and with coolant thru PIPE


**CESRC INCH**

| CODICE        | TIPO | MASCHIO | Ø X Ø          | X    | H    | D    | EUR |
|---------------|------|---------|----------------|------|------|------|-----|
| CESRC2-1/4P   | 2    | 1/4P    | .5625 x .421   | 1.22 | 1.38 | 1.99 |     |
| CESRC2-3/8P   |      | 3/8P    | .700 x .531    |      |      |      |     |
| CESRC2-1/2P   |      | 1/2P    | .6875 x .515   |      |      |      |     |
| CESRC3-3/8P   | 3    | 3/8P    | .700 x .531    | 1.89 | 2.18 | 2.83 |     |
| CESRC3-1/2P   |      | 1/2P    | .6875 x .515   |      |      |      |     |
| CESRC3-3/4P   |      | 3/4P    | .906 x .697    |      |      |      |     |
| CESRC3-1P     |      | 1P      | 1.125 x .843   |      |      |      |     |
| CESRC4-1-1/4P | 4    | 1-1/4P  | 1.3125 x 1.984 | 2.36 | 2.47 | 3.54 |     |
| CESRC4-1-1/2P |      | 1-1/2P  | 1.50 x 1.125   |      |      |      |     |

**Bussole con frizione a fissaggio manuale**

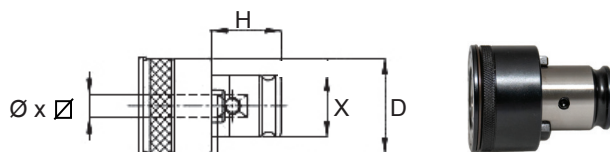
Torque Control Tap Collets with set screws


**SESK DIN**

| CODICE        | TIPO | CAP      | Ø X Ø   | X  | H    | D    | EUR |
|---------------|------|----------|---------|----|------|------|-----|
| SESK1-12 x 9  | 1    | M16      | 12 x 9  | 19 | 21.5 | 32.5 |     |
| SESK1-14 x 11 |      | M18      | 14 x 11 |    |      |      |     |
| SESK2-20 x 16 | 2    | M27      | 20 x 16 | 31 | 35   | 50.5 |     |
| SESK2-22 x 18 |      | M30      | 22 x 18 |    |      |      |     |
| SESK3-32 x 24 | 3    | M39 - 42 | 32 x 24 | 48 | 55.5 | 72   |     |
| SESK3-36 x 29 |      | M45 - 48 | 36 x 29 |    |      |      |     |
| SESK4-40 x 32 | 4    | M52      | 40 x 32 | 60 | 62.8 | 95   |     |
| SESK4-45 x 35 |      | M56 - 60 | 45 x 35 |    |      |      |     |

**Bussole con frizione a fissaggio manuale**

Torque Control Tap Collets with set screws


**SESK ISO**

| CODICE          | TIPO | CAP       | Ø x ∅     | X  | H    | D    | EUR |
|-----------------|------|-----------|-----------|----|------|------|-----|
| SESK1-11.2 x 9  | 1    | M14       | 11.2 x 9  | 19 | 21.5 | 32.5 |     |
| SESK1-12.5 x 10 |      | M16       | 12.5 x 10 |    |      |      |     |
| SESK1-14 x 11.2 |      | M18 - M20 | 14 x 11.2 |    |      |      |     |
| SESK2-18 x 14   | 2    | M24       | 18 x 14   | 31 | 35   | 50.5 |     |
| SESK2-20 x 16   |      | M30       | 20 x 16   |    |      |      |     |
| SESK3-28 x 22.4 | 3    | M39 - M42 | 28 x 22.4 | 48 | 55.5 | 72   |     |
| SESK3-31.5 x 25 |      | M45 - M48 | 31.5 x 25 |    |      |      |     |